



# Equipment Line Drawings

**CNH Drawings**

**Pages 220 - 246**

**Dalton Ag Drawings**

**Pages 247 - 249**

**Willmar Drawings**

**Pages 250 - 265**

**Simonsen Flow-Max Drawings**

**Pages 266 - 271**

**Doyle Manufacturing Drawings**


**Pages 272 - 275**

**Yetter Magnus 10000 Drawings**

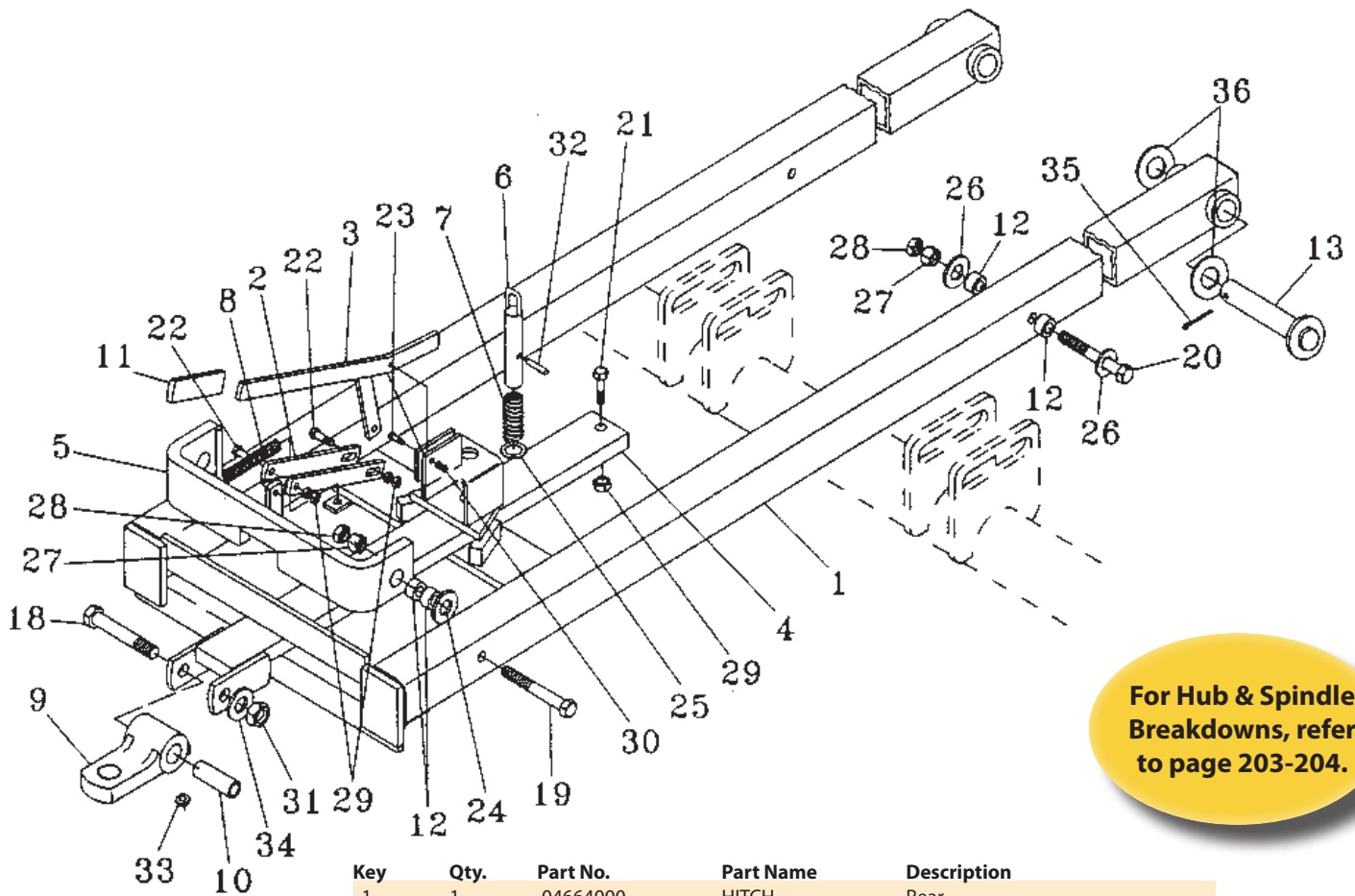
**Pages 276 - 283**

**For Detailed Drawings of the 930 & 940 Toolbars,  
please use this site:**

[https://www.mycnhstore.com/us/en/caseih/na/crop-production-equipment/application-equipment/naab04app035preplant/cn/NA\\_A\\_B\\_04\\_APP\\_035\\_PREPLANT](https://www.mycnhstore.com/us/en/caseih/na/crop-production-equipment/application-equipment/naab04app035preplant/cn/NA_A_B_04_APP_035_PREPLANT)



# CNH Rear Hitch 4250 / 5250 / 4300 / 5300

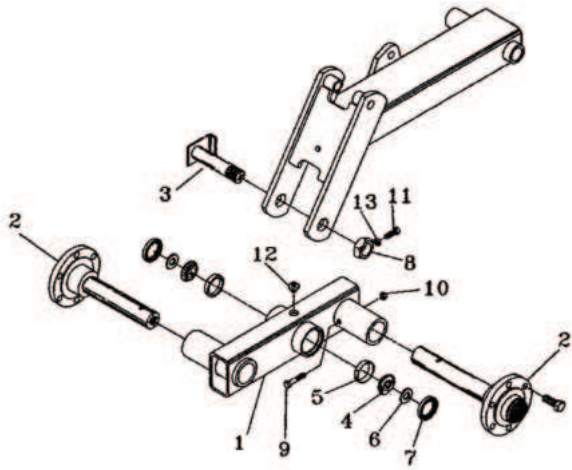


For Hub & Spindle Breakdowns, refer to page 203-204.

Key	Qty.	Part No.	Part Name	Description
1	1	04664000	HITCH	Rear
2	2	04664130	LINK ASSY.	
3	1	04664200	HANDLE	
4	1	04664400	BAR	Tow
5	1	04664300	STOP	Draw Bar
6	1	14816166	PIN, HITCH	
7	1	24111200	SPRING	Compression
8	1	24312000	SPRING, COIL	Extension
9	1	20092085	CLEVIS	Single
10	1	44009370	SPACER	
11	1	30011100	HOLDER	Vinyl
12	8	44006200	BUSHING	
13	2	14820445	PIN, CLEVIS	1 1/4 Diameter
18	1	16901420	BOLT, SPECIAL	7/8 x 5 1/2
19	2	280232	BOLT	Hex, 5/8"-11 x 5 1/2", G5
20	2	88264	BOLT	Hex, 5/8"-11 x 6", G5
21	1	9627896	BOLT	Hex, 5/8"-11 x 1 3/4", G5
22	2	88436	BOLT	Hex, 3/8"-16 x 2", G5
23	1	280112	BOLT	Hex, 1/4"-20 x 1 1/2", G5
24	4	17618030	BUSHING, LARGE	1 1/8, 18 Gauge, Machine
25	1	17616020	WASHER	1, 14 Gauge, Machine
26	4	495-81028	WASHER	2 1/32" x 1 1/2" x .240"
27	4	280374	NUT	5/8"-11, G5
28	4	425-1410	NUT	Jam, 5/8"-11, G5
29	4	425-106	NUT	3/8"-16, G5
30	2	7770	NUT	1/4"-20, G5
31	1	86992218	NUT	7/8
32	1	438-11624	PIN, LOCK	1/4" x 1 1/2", Slotted
33	1	219-86	NIPPLE, LUBE	1/8" x .62" lg, Drive
34	1	17414012	WASHER	7/8
35	2	432-1632	PIN, SPLIT (COTTER)	1/4" x 2"
36	UAR	17620020	BUSHING	1 1/4, 14 Gauge, Machine

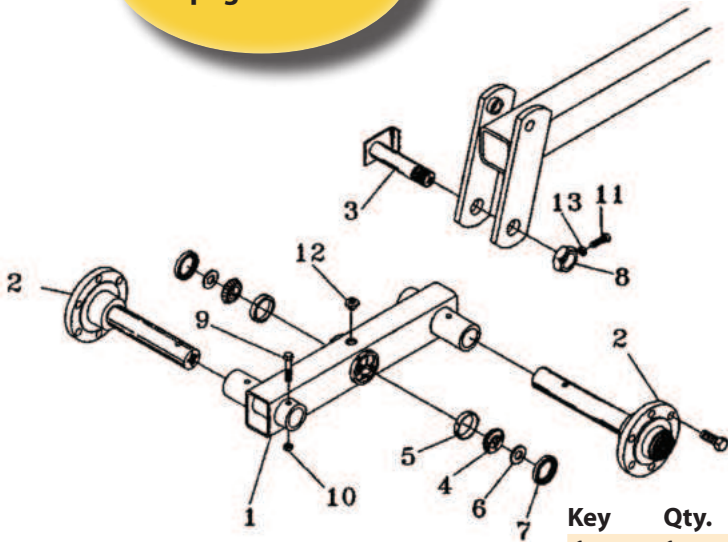
# CNH 5300 Wing Walking & Frame Walking Axles

## CNH 5300 Main Frame Walking Axle



Key	Qty.	Part No.	Part Name	Description
1	1	04683045	Axle	Walking, Rh
1	1	04683145	Axle	Walking, Lh
2	2	28078361	Hub Assy.	783 Hub & 2 1/2 Spindle
2	2	28050885	Stub Axle	50-8 Hub & Spindle
3	1	04683050	Pin, Axle	
4	2	21871501	Bearing, Cone	1.50 Bore, Timken 2776
5	2	86977427	Bearing, Cup	3.00 OD, Timken 2720
6	2	84422537	Spacer	
7	2	115950	Seal	3.148 Bore, CR22870
8	1	14032409	Nut, Special	1 1/2, Jam
9	2	413-864	Bolt	Hex, 1/2" - 13 x 4", G5
10	2	231-4248	Nut, Lock	
11	1	16806045	Screw	3/8 x 1, Square Head
12	1	219-86	Nipple, Lube	1/8" x .62" Lg, Drive
13	1	87016560	Nut	Jam, 3/8" - 16, G5

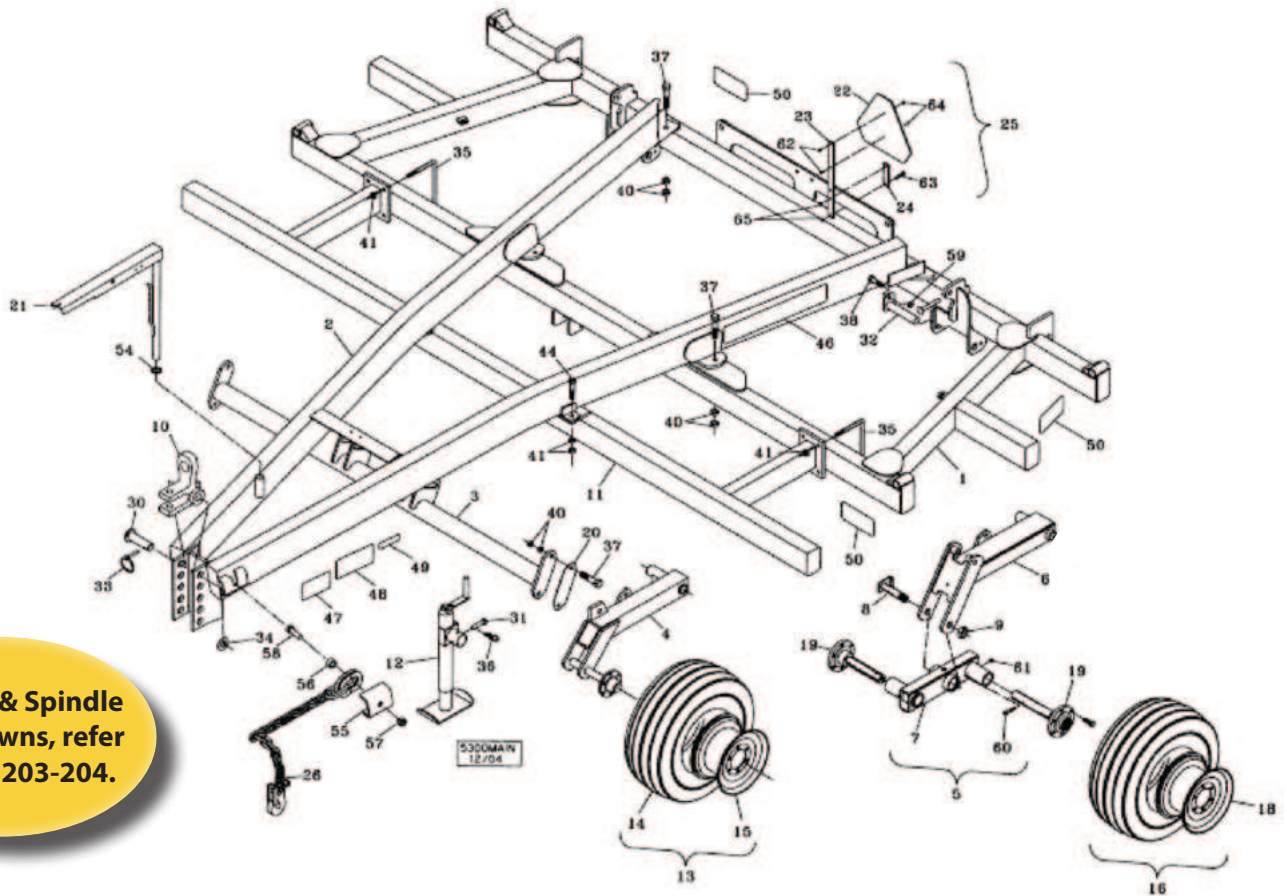
For Hub & Spindle Breakdowns, refer to page 203-204.



## CNH 5300 Wing Walking Axle

Key	Qty.	Part No.	Part Name	Description
1	1	04683245	Axle	Walking, Rh
1	1	04683345	Axle	Walking, Lh
2	2	28078372	Hub Assy.	783 Hub & 2 Spindle
3	1	04661850	Pin	Axle
4	2	21871500	Bearing, Cone	1.50 Bore, Timken LM29749
5	2	21882561	Bearing Set	2.56 OD, Timken LM29710
6	2	06201425	Spacer	
7	2	36060	Seal, Oil	2.094 Bore, CR20952
8	1	14032409	Nut, Special	1/2, Jam
9	2	413-852	Bolt	Hex, 1/2" - 13 x 4", G5
10	2	231-4248	Nut, Lock	
11	1	16806045	Screw	3/8 x 1, Square Head
12	1	219-86	Nipple, Lube	1/8" x .62" Lg, Drive
13	1	87016560	Nut	Jam, 3/8" - 16, G5

# CNH 5300 Main Frame



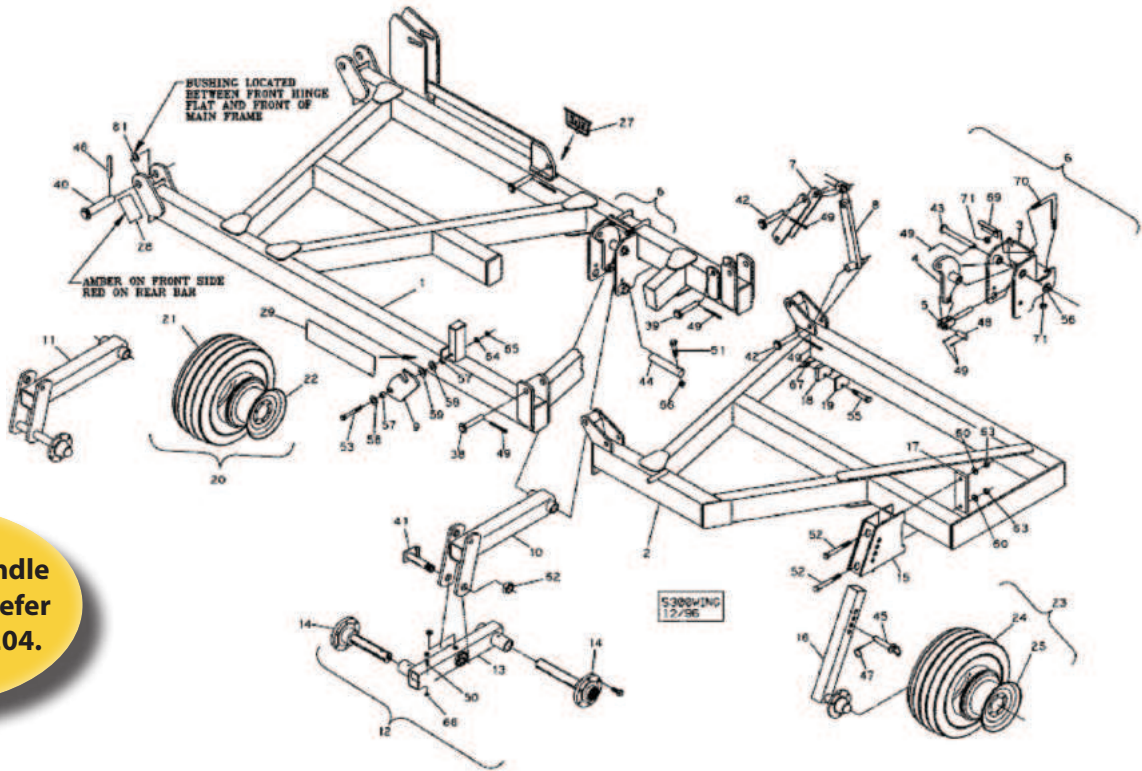
For Hub & Spindle Breakdowns, refer to page 203-204.

Key	Qty.	Part No.	Part Name	Description
1	1	87554292	FRAME	Main
2	1	87338697	FRAME Assy.	Pull
3	1	87552165	TUBE	97.31, (HD Singles)
3	1	87552168	TUBE	92.12, (Tandems)
4	1	04681900	ARM	Spindle, HD, Single, 50-8, Rh
4	1	04681950	ARM	Spindle, HD, Single, 50-8, Lh
5	1	04683000	AXLE	Tandem, Main, Rh
5	1	04683100	AXLE	Tandem, Main, Lh
6	1	04683030	AXLE	Tandem, Main, Rh
6	1	04683130	AXLE	Tandem, Main, Lh
7	1	04683045	AXLE	Walking, Rh
7	1	04683145	AXLE	Walking, Lh
8	2	04683050	PIN, AXLE	
9	2	14032408	NUT, LOCK	1 1/2, Jam With Set Screw
10	1	20092310	CLEVIS	Combination
11	1	P5530300	BAR	Front Coulter
12	1	87416370	JACK Assy.	5-7K, Swivel
13	2	87447196	WHEEL Assy.	12.5L x 15, 12 Ply Tire, (HD Option)
14	2	NSS	NOT SERVICED SEPARATELY	12.5L x 15, 12 Ply (HD Option)
15	2	10110274	WHEEL	10 x 15, 8 Hole (HD Option)
16	4	10010250	WHEEL, LAND	11L x 15, 8 Ply Tire (Standard Tandem)
17	4	NSS	NOT SERVICED SEPARATELY	11L x 15, 8 Ply (Standard Tandem)
18	4	10108254	WHEEL	8 x 15, 6 Hole (Standard Tandem)
19	4	28078361	HUB Assy.	783, With Spindle, Main Frame
19	4	28050885	STUB AXLE/STRG.SPINDLE	50-8, With Spindle, Main Frame
20	2	04661154	SHIM	
21	1	05302150	STAND	Hose And Gauge
22	1	311860A1	EMBLEM	SMV
23	1	06000099	BRACE	SMV
24	1	04660050	BRACE	

Key	Qty.	Part No.	Part Name	Description
25	1	18584200	KIT	SMV
26	1	87389757	CHAIN	30,400, Safety
30	1	14820525	PIN, HITCH	1 5/8, OD
31	1	14810251	PIN, HEADED	5/8 x 3 1/8, Clevis
32	2	14820920	PIN	1 5/8, OD
33	1	D33805	PIN	7/16 x 2, Klik
34	1	17426001	WASHER	1 5/8, HD
35	4	87427186	U-BOLT	3/4 x 6 x 5 1/2
36	1	14720411	PIN, SPLIT (COTTER)	1/8 x 2, Hair
37	10	413-1448	BOLT	Hex, 7/8"-9 x 3", G5
38	4	413-1032	BOLT	Hex, 5/8"-11 x 2", G5
40	20	425-1014	NUT	7/8"-9, G5
41	8	425-1012	NUT	3/4"-10, G5
44	2	413-1240	BOLT	Hex, 3/4"-10 x 2 1/2", G5
46	2	18534249	DECAL	Nutri-Plac'r
47	1	18534107	DECAL	Patent
48	1	18534228	DECAL	Caution
49	1	18534174	DECAL	Other Patents Applied For
50	4	18534227	DECAL, DANGER	Danger
54	1	17620030	BUSHING	1 1/4, Machine
55	1	04681210	BRACKET	
56	1	04681211	BUSHING	
57	1	86992219	NUT, LOCK	1
58	1	413-1648	BOLT	Hex, 1"-8 x 3", G5
59	4	280374	NUT	5/8"-11, G5
60	4	413-864	BOLT	Hex, 1/2"-13 x 4", G5
61	4	8733862	NUT, LOCK	
62	2	9707580	BOLT	Hex, 1/4"-20 x 3/4", G5, Full Thd
63	2	9706689	BOLT	Hex, 3/8"-16 x 1 3/4", G5
64	2	86992211	NUT, LOCK	1/4
65	2	87039402	NUT, LOCK	3/8"-16, GB



# CNH 5300 Wing

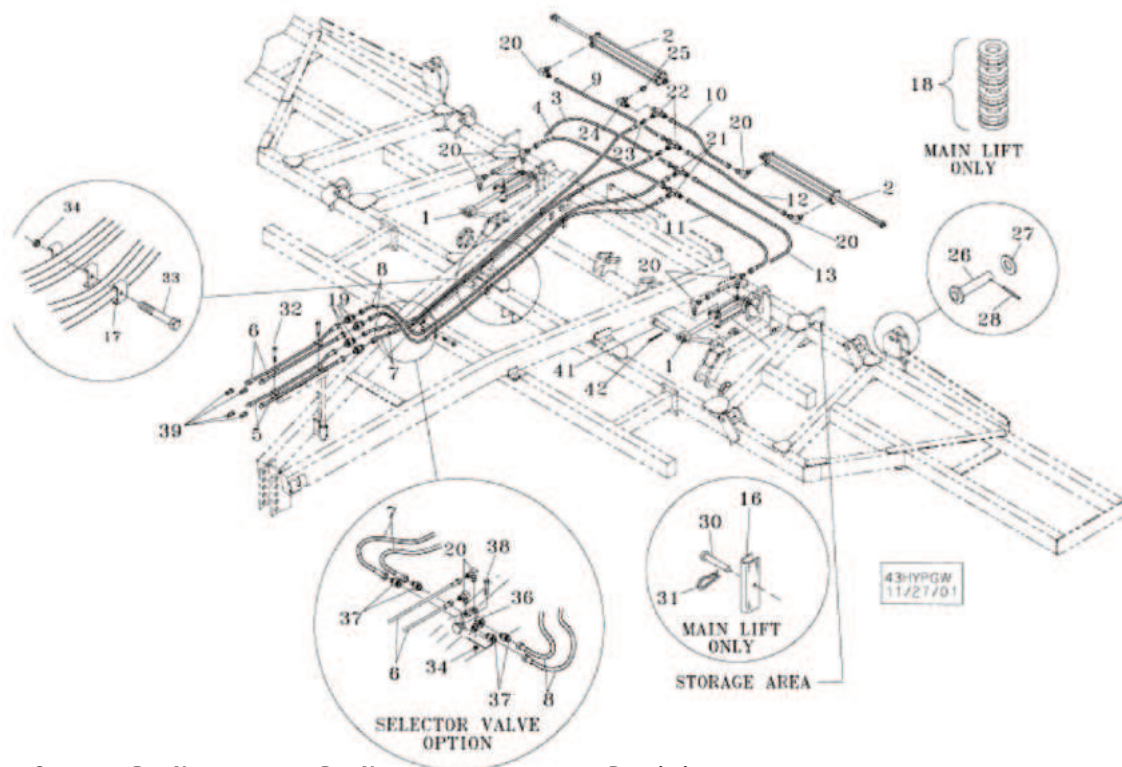


For Hub & Spindle Breakdowns, refer to page 203-204.

Key	Qty.	Part No.	Part Name	Description
1	1	87339092	FRAME Assy.	110", Inner, Rh
1	1	87339064	FRAME Assy.	110", Inner, Lh
2	2	87339119	FRAME Assy.	Outer, 16 Row, 40 Units Only
2	1	87339121	FRAME Assy.	44", Outer, Rh, 42-1/2' Units
2	1	87339120	FRAME Assy.	44", Outer, Lh, 42-1/2' Units
2	1	87339123	FRAME Assy.	72", Outer, Rh, 47-1/2' Units
2	1	87339124	FRAME Assy.	72", Outer, Lh, 47-1/2' Units
3	2	04683575	BRACKET	Mounting, Gauge Wheel
4	2	04683545	PIVOT	Adjustment
5	2	04683586	EYEBOLT	
6	2	04683560	MOUNTING PARTS	Gauge Wheel
7	2	04662630	HINGE	Wing
8	2	04682260	LINK Assy.	
9	2	06220130	BRACKET	Outer Wing
10	2	04683225	ARM, LIFT	Spindle, Tandem
11	1	04683410	AXLE	Spindle, Rh, Single
11	1	04683460	AXLE	Spindle, Lh, Single
12	1	04683200	AXLE	Spindle Arm, Tandem, Rh
12	1	04683300	AXLE	Spindle Arm, Tandem, Lh
13	1	04683245	AXLE	Walking Axle, Rh
13	1	04683345	AXLE	Walking Axle, Lh
14	2	28078372	STUB AXLE/STRG.SPINDLE	783 Hub & Spindle
15	2	04661320	GAUGE	Mounting, Wheel
16	2	02380400	BAR Assy.	
17	2	09576610	LINKAGE	Gauge Wheel
18	2	04626130	SHIM	Wing Outer
19	UAR	04626120	SHIM	Wing, Outer
20	UAR	10008256	WHEEL, LAND	9.5L x 15, 8 Ply
20	UAR	10010250	WHEEL, LAND	11L x 15, 8 Ply
21	UAR	NSS	NOT SERVICED SEPARATELY	9.5L x 15, 8 Ply
21	UAR	NSS	NOT SERVICED SEPARATELY	11L x 15, 8 Ply
22	UAR	10108254	WHEEL	8 x 15, 6 Hole
23	2	87461162	WHEEL Assy.	8.5L x 14, 6 Ply
24	2	NSS	NOT SERVICED SEPARATELY	8.5L x 15, 6 Ply
25	2	87461169	WHEEL Assy.	14 x 8, 6 Hole
27	2	18534261	DECAL	DMI
28	1	18534243	REFLECTOR	Amber
28	2	18534244	REFLECTOR	Red

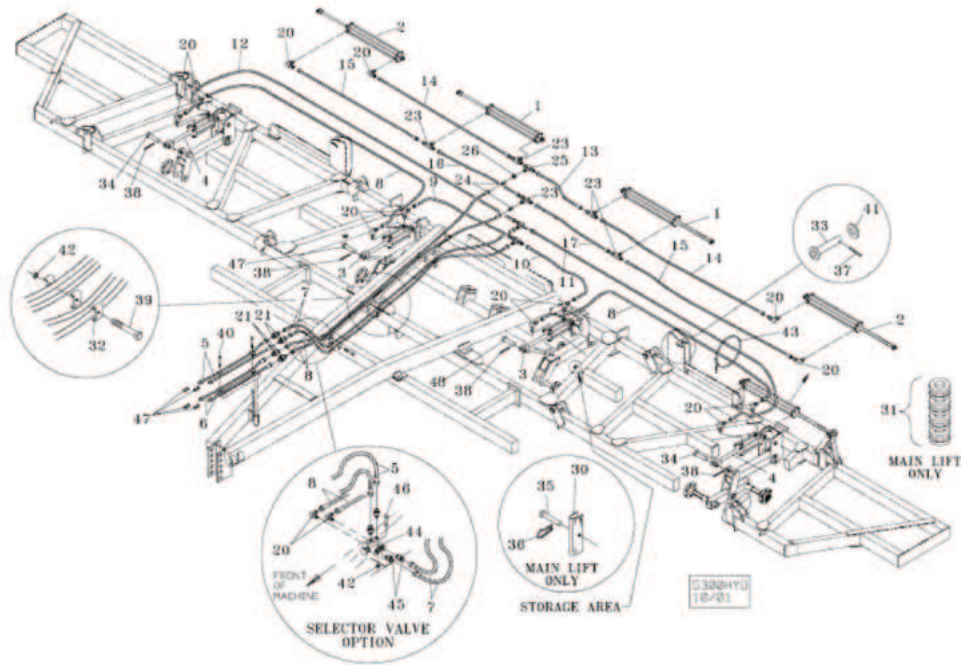
Key	Qty.	Part No.	Part Name	Description
29	1	87666428	DECAL	NPX5300, Rh
29	1	87666427	DECAL	NPX5300, Lh
38	4	14820445	PIN, CLEVIS	1 1/4 x 6.31
39	2	14816466	CLEVIS	1 x 5.81
40	4	14820650	PIN, HITCH	1 5/8 x 8 3/4, Hinge
41	2	04661850	PIN	Axle
42	4	14891660	PIN, SPECIAL	1 x 4.31
43	2	14816686	PIN, PIVOT	
44	2	14820640	PIN, SPECIAL	1 5/8, 1996 & Previous Production (Serial 3623524 & Before)
44	2	14892788	PIN	1 5/8, 1997 & After Production (Serial #720762 & After)
45	2	14816348	PIN	1 x 4 1/4
46	4	438-32840	PIN	7/16" x 2 1/2", Coiled
47	2	270184	PIN	1/4 x 1 3/4, Klik
48	2	14891619	PIN, SPECIAL	1
49	2	80753	PIN, SPLIT (COTTER)	1/4" x 1 1/2"
50	4	87339	BOLT	Hex, 1/2"-13 x 3", G5
51	2	413-1032	BOLT	Hex, 5/8"-11 x 2", G5
52	12	280223	BOLT	Hex, 3/4"-10 x 6 1/2", G5
53	2	413-1096	BOLT	Hex, 5/8"-11 x 6", G5
55	2	413-824	BOLT	Hex, 1/2"-13 x 1 1/2", G5, Full Thd
56	2	17616021	BUSHING	1, Machine
57	4	44006200	BUSHING	
58	4	495-81028	WASHER	2 1/32" x 1 1/2" x .240"
59	2	17620020	BUSHING	1 1/4, 14 Gauge, Machine
60	4	492-11075	WASHER, LOCK	3/4"
61	2	17627010	BUSHING	1 5/8, 14 Gauge, Machine
62	2	14032408	NUT, LOCK	1 1/2, Jam With Set Screw
63	12	425-1012	NUT	3/4"-10, G5
64	2	425-1010	NUT	5/8"-11, G5
65	2	425-1410	NUT	Jam, 5/8"-11, G5
66	4	86992215	NUT, LOCK	1/2"-13, GC
67	2	425-108	NUT	1/2"-13, G5
68	2	231-42410	NUT, LOCK	5/8"-11, GB
69	2	04683565	PLATE	Mounting
70	4	87427191	BOLT, SPECIAL	3/4, Square
71	8	425-1012	NUT	3/4"-10, G5

# CNH 5300 Hydraulic w/ Pin Adjust Wheels



Key	Qty.	Part No.	Part Name	Description
1	2	84258230	HYDRAULIC CYLINDER	3 x 10
2	2	25335361	CYLINDER ASSY.	3 1/2 x 36
3	1	25600634	HOSE ASSY.	3/8 x 37
4	1	25600630	HOSE ASSY.	3/8 x 30
5	2	25610645	HOSE ASSY.	3/8 x 80
6	2	25610855	HOSE ASSY.	1/2 x 100
7	2	25600633	HOSE ASSY.	3/8 x 165
8	2	134216A1	HOSE	1/2 x 165
9	1	25600642	HOSE ASSY.	3/8 x 42
10	1	25600655	HOSE ASSY.	3/8 x 55
11	1	25600662	HOSE ASSY.	3/8 x 72
12	1	25600704	HOSE ASSY.	3/8 x 97
13	1	25600676	HOSE ASSY.	3/8 x 88
16	2	04632700	STAY	9 3/4
17	15	06200125	CLAMP, HOSE	
18	2	25800010	CYLINDER STOP	1 1/4, Stroke Control
19	4	128822	UNION	3/4"-16, 37° x 3/4"-16, 37°
20	11	128830	ELBOW	90°, 3/4"-16, 37° x 3/4"-16, O-Ring, Selector Valve Items (PO466083)
21	2	128996	TEE	3/4"-16, 37°
22	2	86513024	TEE	3/4"-16, 37° x 3/4"-16, O-Ring Br,
23	2	25405013	VALVE, CONTROL	Purple
24	1	248974	ELBOW	90°, 3/4"-16, 37° x 3/4"-16, 37° Fem Sw,
25	1	25707534	ADAPTER	3/4 SAE M x 3/4 JIC F
26	2	14891660	PIN, SPECIAL	1 x 4 1/4, E.L. Clevis
27	2	495-21106	WASHER	1"
28	2	432-1632	PIN, SPLIT (COTTER)	1/4" x 2"
30	2	14810251	PIN, HEADED	5/8 x 3 1/8, E.L. Clevis
31	2	14720411	PIN, SPLIT (COTTER)	1/8 x 2, Hair
32	5	280161	BOLT	Hex, 3/8"-16 x 3", G5,
33	5	88546	BOLT	Hex, 3/8"-16 x 2 1/4", G5,
34	5	425-106	NUT	3/8"-16, G5, Selector Valve Items (PO466083)
35	14	386170C1	STRAP, CABLE	.30" x 27 1/2"
36	1	25401000	VALVE	Selector Valve Items (PO466083)
37	4	128818	CONNECTOR, HYD.	3/4"-16, 37° x 3/4"-16, O-Ring, Selector Valve Items (PO466083)
38	2	87936	BOLT	Hex, 3/8"-16 x 2 1/2", G5, Selector Valve Items (PO466083)
39	4	87506450	COUPLING	3/4 SAE F, Male, ISO
41	2	14891672	PIN	1 x 9, For 4 x 6 Tube
41	2	14816466	CLEVIS	1 x 5.81, For 4 x 4 Tube
42	2	80753	PIN, SPLIT (COTTER)	1/4" x 1 1/2"

# CNH 5300 Hydraulics 40 1/2' - 42 1/2'



Key	Qty.	Part No.	Part Name	Description
1	2	25340362	CYLINDER ASSY.	4 x 36
2	2	25330241	CYLINDER ASSY.	3 x 24
3	2	87394803	HYDRAULIC CYLINDER	3 1/2 x 10, Rephase
4	2	87394795	HYDRAULIC CYLINDER	3 1/4 x 10, Rephase
5	2	25610855	HOSE ASSY.	1/2 x 100
6	2	25610645	HOSE ASSY.	3/8 x 80
7	2	134216A1	HOSE	1/2 x 165
8	4	25600633	HOSE ASSY.	3/8 x 165
9	1	25600630	HOSE ASSY.	3/8 x 30
10	1	25600662	HOSE ASSY.	3/8 x 72
11	1	25600695	HOSE ASSY.	3/8 x 220
12	1	25600615	HOSE ASSY.	3/8 x 173
13	1	25600655	HOSE ASSY.	3/8 x 55
14	2	25600650	HOSE ASSY.	3/8 x 128
15	2	25600669	HOSE ASSY.	3/8 x 114
16	1	25600634	HOSE ASSY.	3/8 x 37
17	1	25600704	HOSE ASSY.	3/8 x 97
20	12	128830	ELBOW	90°, 3/4"-16, 37° x 3/4"-16, O-Ring, Selector Valve Items (PO466083)
21	2	128822	UNION	3/4"-16, 37° x 3/4"-16, 37°
23	5	86513024	TEE	37°, 3/4"-16 x 3/4"-16,
24	2	25405013	VALVE, CONTROL	Purple
25	1	218-845	TEE	37°, 3/4"-16 x 3/4"-16, Fem Sw Run
26	1	25707534	ADAPTER	3/4 SAE M x 3/4 JICF
30	2	04632700	STAY	9 3/4
31	2	25800010	CYLINDER STOP	1 1/4, Stroke Control
32	15	06200125	CLAMP, HOSE	
33	2	14891660	PIN, SPECIAL	1 x 4 1/4, E.L. Clevis
34	2	87430410	PIN, SPECIAL	1 x 5.54, E.L. Clevis
35	2	14810251	PIN, HEADED	3/8 x 3 1/8, E.L. Clevis
36	2	14720411	PIN, SPLIT (COTTER)	1/8 x 2, Hair
37	2	432-1632	PIN, SPLIT (COTTER)	1/4" x 2"
38	2	80753	PIN, SPLIT (COTTER)	1/4" x 1 1/2"
39	5	86507000	BOLT	Hex, 3/8"-16 x 2 1/4", G5
40	5	280161	BOLT	Hex, 3/8"-16 x 3", G5
41	2	87374	WASHER	1"
42	5	425-106	NUT	3/8"-16, G5, Selector Valve Items (PO466083)
43	UAR	386170C1	STRAP, CABLE	.30" x 27 1/2"
44	1	25401000	VALVE	Selector Valve Items (PO466083)
45	4	128818	CONNECTOR, HYD.	3/4"-16, 37° x 3/4"-16, O-Ring, Selector Valve Items (PO466083)
46	2	87936	BOLT	Hex, 3/8"-16 x 2 1/2", G5, Selector Valve Items (PO466083)
47	4	87506450	COUPLING	3/4 SAEF, Male, ISO
48	2	14891672	PIN	1 x 9, Clevis, For 4 x 6 Tube
48	2	14816466	CLEVIS	1 x 5.81, For 4 x 4 Tube

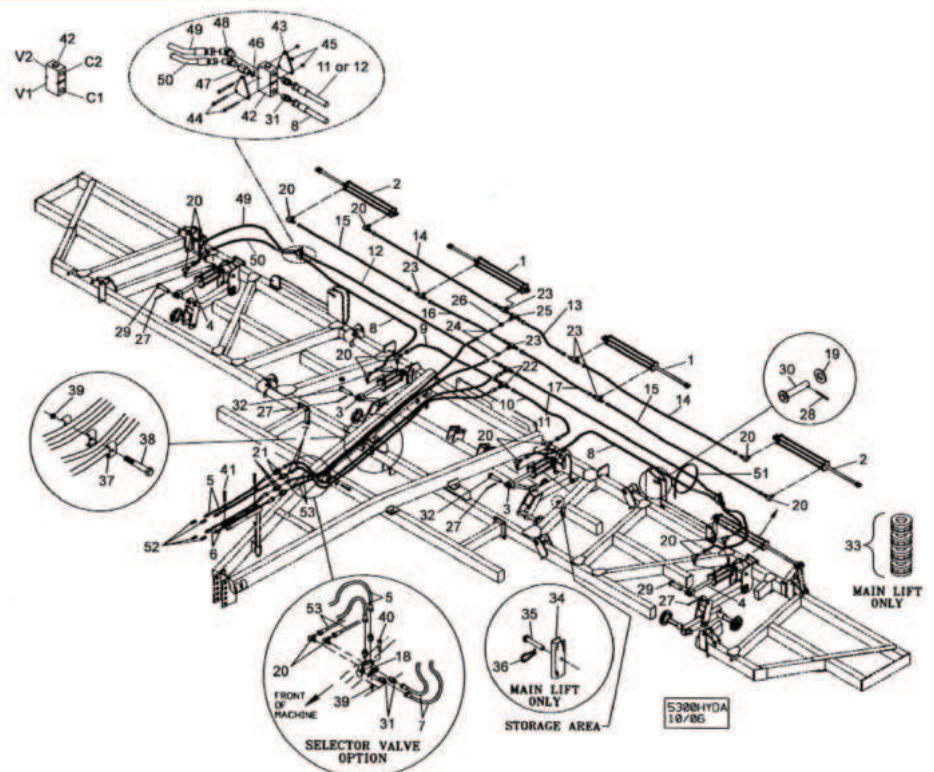


# CNH 5300 Hydraulics 47 1/2' - 52 1/2'

Key	Qty.	Part No.	Part Name	Description
1	1	25340362	CYLINDER ASSY.	4 x 36
2	2	25340242	CYLINDER ASSY.	4 x 24, 50 Foot Unit With 15 Shank Spacing Only
2	2	25335242	CYLINDER ASSY.	3 1/2 x 24, 47 1/2 & 52 1/2 Units
3	2	87394803	HYDRAULIC CYLINDER	3 1/2 x 10, Rephase
4	2	87394795	HYDRAULIC CYLINDER	3 1/4 x 10, Rephase
5	2	25610855	HOSE ASSY.	1/2 x 100
6	2	25610645	HOSE ASSY.	3/8 x 80
7	2	134216A1	HOSE	1/2 x 165
8	2	25600711	HOSE ASSY.	3/8 x 93
9	1	25600630	HOSE ASSY.	3/8 x 30
10	1	25600662	HOSE ASSY.	3/8 x 72
11	1	25600752	HOSE ASSY.	3/8 x 161
12	1	25600691	HOSE ASSY.	3/8 x 99
13	1	25600655	HOSE ASSY.	3/8 x 55
14	2	25600650	HOSE ASSY.	3/8 x 128
15	2	25600669	HOSE ASSY.	3/8 x 114
16	1	25600634	HOSE ASSY.	3/8 x 37
17	1	25600704	HOSE ASSY.	3/8 x 97
18	1	128818	CONNECTOR, HYD.	3/4"-16, 37° x 3/4"-16, O-Ring
19	2	495-21106	WASHER	1", 1.062 x 2 1/2 x .165
20	12	128830	ELBOW	90°, 3/4"-16, 37° x 3/4"-16, O-Ring
21	2	128822	UNION	3/4"-16, 37° x 3/4"-16, 37°
22	2	128996	TEE	3/4"-16, 37°
23	5	86513024	TEE	37°, 3/4"-16 x 3/4"-16 Tube Swivel
24	2	25405013	VALVE, CONTROL	Purple
25	1	218-845	TEE	37°, 3/4"-16 x 3/4"-16, Fem Sw Run
26	1	25707534	ADAPTER	3/4 SAEM x 3/4 JICF
27	2	80753	PIN, SPLIT (COTTER)	1/4" x 1 1/2"
28	2	432-1632	PIN, SPLIT (COTTER)	1/4" x 2"
29	2	14816466	CLEVIS	
30	2	14891660	PIN, SPECIAL	1 x 4 1/4
31	4	128818	CONNECTOR, HYD.	3/4"-16, 37° x 3/4"-16, O-Ring
32	2	14891672	PIN	1 x 9, For 4 x 6 Tube
33	2	25800010	CYLINDER STOP	1 1/4" Stroke Control
34	1	04632700	STAY	9 3/4
35	2	14810251	PIN, HEADED	5/8 x 3 1/8
36	2	14720411	PIN, SPLIT (COTTER)	1/8 x 2

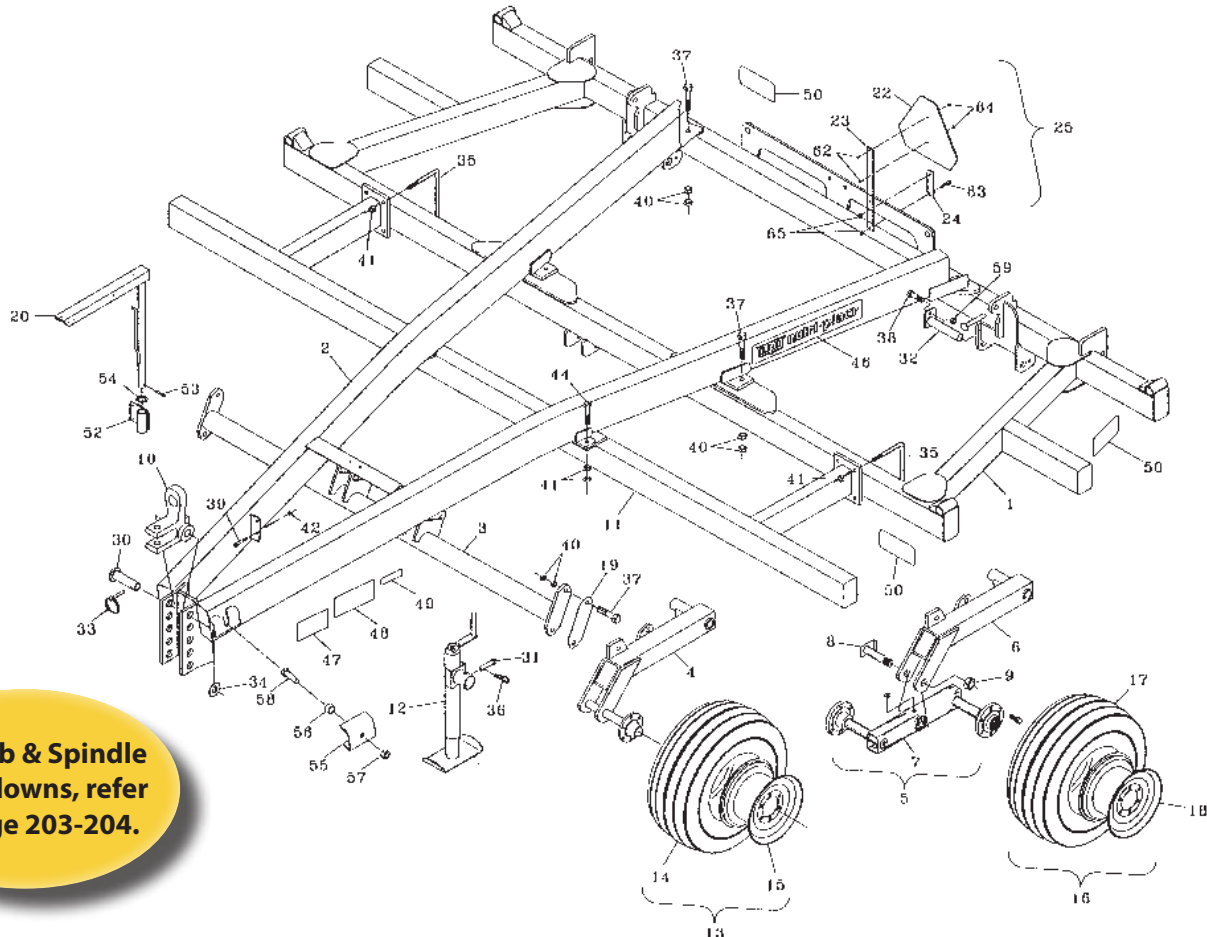
Key	Qty.	Part No.	Part Name	Description
37	15	06000125	CLAMP, HOSE	
38	5	88546	BOLT	Hex, 3/8"-16 x 2 1/4", G5
39	5	425-106	NUT	3/8"-16, G5
40	2	413-640	BOLT	Hex, 3/8"-16 x 2 1/2", G5
41	5	280161	BOLT	Hex, 3/8"-16 x 3", G5
42	1	298624A1	VALVE	Piloted
43	2	87577920	PLATE	
44	3	280566	BOLT	Hex, 1/4"-20 x 2 3/4", G5
45	3	86992211	NUT, LOCK	1/4
46	2	128825	O-RING	8-1, 90 Duro, .644" ID x .087" Thick
47	2	25407502	VALVE, CONTROL	Pink
48	2	216797	ELBOW	45°, 3/4"-16, 37° x 3/4"-16, O-Ring
49	2	25600620	HOSE ASSY.	3/8 x 64 1/2
50	2	25600708	HOSE ASSY.	3/8 x 50
51	UAR	386170C1	STRAP, CABLE	.30" x 27 1/2"
52	4	87506450	COUPLING	3/4 SAEF
53	2	25600633	HOSE ASSY.	3/8 x 165

930 Outer Wing HD Cylinder  
84341604HD





# CNH 4300 Main Frame

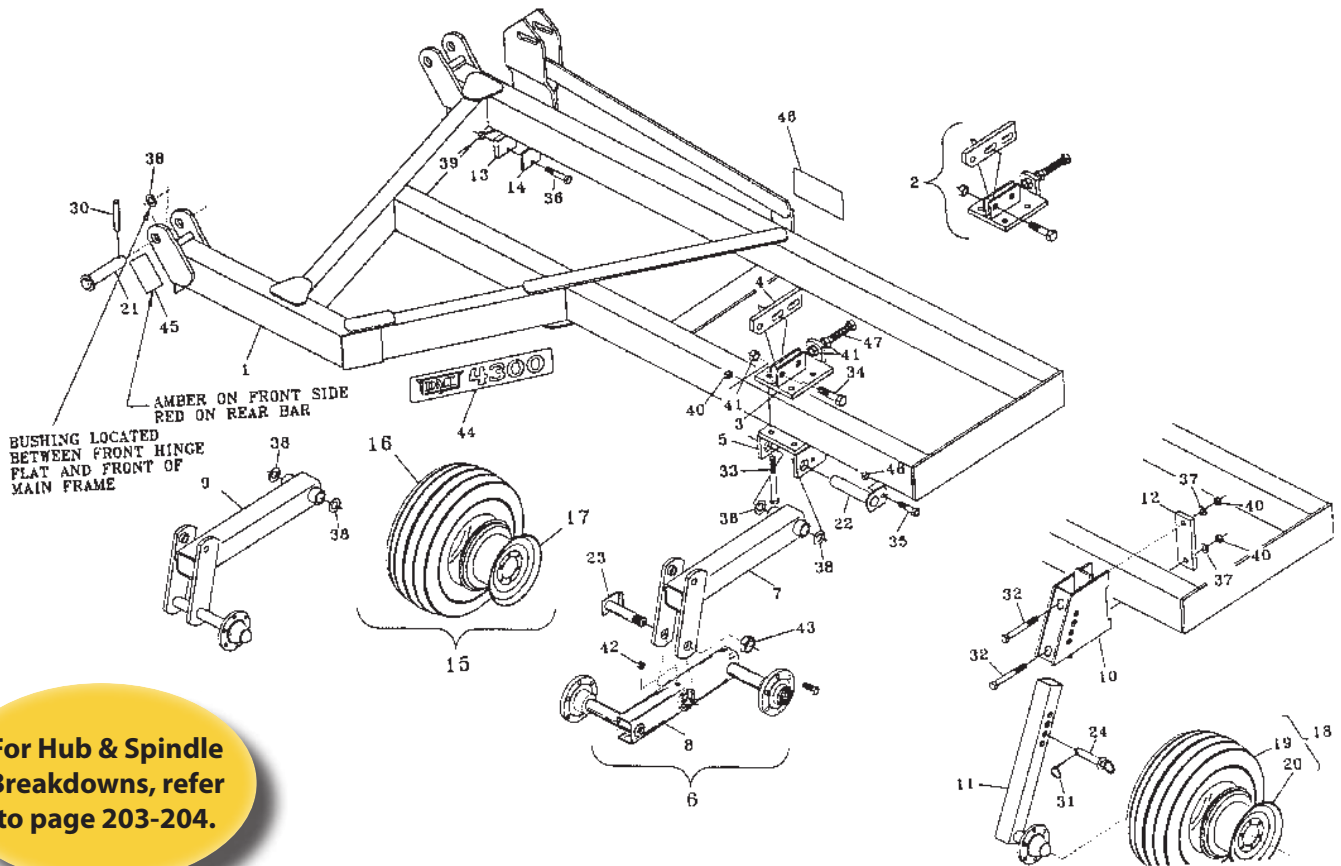


For Hub & Spindle Breakdowns, refer to page 203-204.

Key	Qty.	Part No.	Part Name	Description
1	1	87554292	FRAME	Main
2	1	87338697	FRAME ASSY	Pull
3	1	87552165	TUBE	97.31, Torque
4	1	04681900	ARM	Spindle, Heavy Duty, Single, 50-8, Rh
4	1	04681950	ARM	Spindle, Heavy Duty, Single, 50-8, Lh
5	1	87346471	AXLE	Spindle, Tandem 783, Rh, 1997 & Prior Production Used 888 Hub
5	1	87346472	AXLE	Spindle, Tandem 783, Lh, 1997 & Prior Production Used 888 Hub
6	1	04662050	ARM	Spindle, Tandem, Rh
6	1	04662150	ARM	Spindle Tandem, Lh
7	1	04662070	BAR ASSY.	Walking Axle, 783, Rh
7	1	04662170	BAR ASSY.	Walking Axle, 783, Lh
8	2	04661850	PIN	Axle
9	2	14032408	NUT, LOCK	1 1/2, Jam with Set Screw
10	1	20092310	CLEVIS	Combination
11	1	87340631	BAR	Front Coulter
12	1	87416370	JACK ASSY.	5-7 K, Swivel
13	2	87447196	WHEEL ASSY	12.5L x 15, 12 Ply, Tire (HD Single Option)
13	2	10010260	WHEEL, LAND	12.5L x 15, 10 Ply, Tire (Standard Single Option)
14	2	NSS	NOT SERVICED SEPARATELY	12.5L x 15, 12 Ply
14	2	NSS	NOT SERVICED SEPARATELY	12.5L x 15, 10 Ply
15	2	10110274	WHEEL	10 x 15, 8 Hole (HD Single Option)
15	2	10110254	WHEEL ASSY.	10 x 15, 6 Hole (Standard Single Option)
16	4	10010250	WHEEL, LAND	11L x 15, 8 Ply Tire, (Tandem Option)
17	4	NSS	NOT SERVICED SEPARATELY	11L x 15, 8 Ply (Tandem Option)
18	4	10108254	WHEEL	10 x 15, 6 Bolt, (Tandem Option)
19	2	04661154	SHIM	
20	1	05302150	STAND	Hose and Gauge
21	1	87389757	CHAIN	30, 400, Safety

Key	Qty.	Part No.	Part Name	Description
22	1	311860A1	EMBLEM	SMV
23	1	06000099	BRACE	SMV
24	1	04660050	BRACE	
25	1	18584200	KIT	SMV
30	1	14820525	PIN, HITCH	1 5/8, OD
31	1	14810251	PIN, HEADED	3/8 x 3 3/8, Clevis
32	2	14820920	PIN	1 5/8, OD
33	1	D33805	PIN	7/16 x 2, Klik
34	1	17426001	WASHER	1 5/8, ID
35	4	87427186	U-BOLT	3/4 x 6 x 5 1/2
36	1	14720411	PIN, SPLIT (COTTER)	1/2 x 2, Hair
37	10	413-1448	BOLT	Hex, 7/8"-9 x 3", G5
38	4	413-1032	BOLT	Hex, 5/8"-11 x 2", G5
40	20	425-1014	NUT	7/8"-9, G5
41	10	425-1012	NUT	3/4"-10, G5
44	2	413-1240	BOLT	Hex, 3/4"-10 x 2 1/2", G5
46	2	18534249	DECAL	Nutri-Plac'r
47	1	18534107	DECAL	Patent
48	1	18534228	DECAL	Caution
49	1	18534174	DECAL	Other Patents Applied For
50	4	18534227	DECAL, DANGER	Danger
54	1	17620030	BUSHING	1 1/4, Machine
55	1	04681210	BRACKET	
56	1	04681211	BUSHING	
57	1	86992219	NUT, LOCK	1
58	1	84128	BOLT	Hex, 1"-8 x 3", G5
59	4	280374	NUT	5/8"-11, G5
62	2	9707580	BOLT	Hex, 1/4"-20 x 3/4", G5, Full Thd
63	2	9706689	BOLT	Hex, 3/8"-16 x 1 3/4", G5
64	2	86992211	NUT, LOCK	1/4
65	2	87039402	NUT, LOCK	3/8"-16, GB
66	2	14891672	PIN	1 x 9

# CNH 4300 Wing

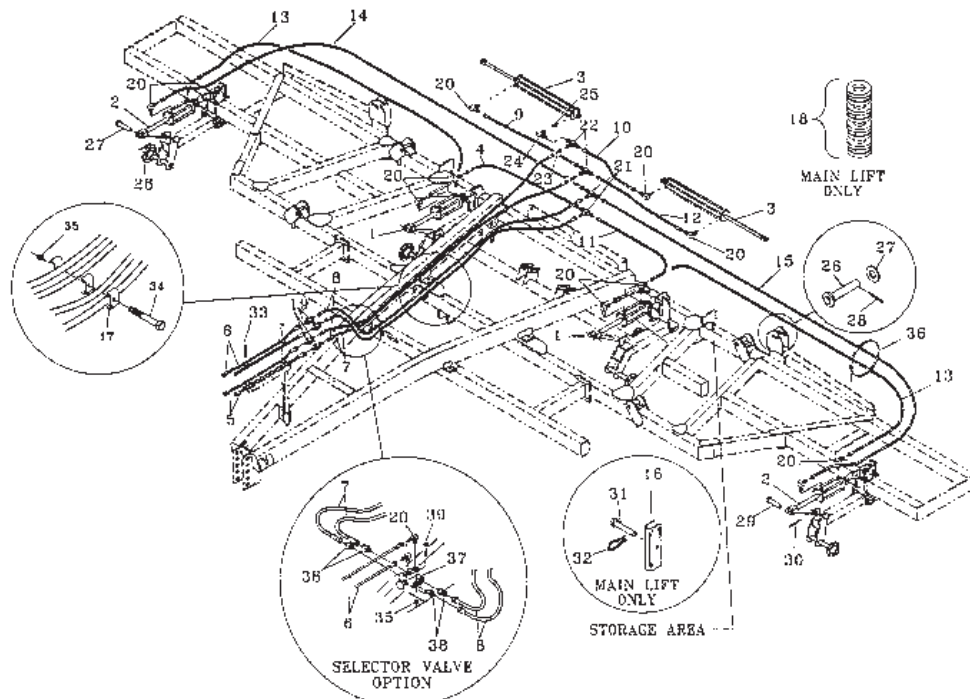


**For Hub & Spindle Breakdowns, refer to page 203-204.**

Key	Qty.	Part No.	Part Name	Description
1	1	87338754	FRAME ASSY	72, Rh, 27 Foot Unit
1	1	87338996	FRAME ASSY	72, Lh, 27 Foot Unit
1	1	87339017	FRAME ASSY	96, Rh, 32 Foot Unit
1	1	87339024	FRAME ASSY	96, Lh, 32 Foot Unit
1	1	87339060	FRAME ASSY	124, Rh, 37 Foot Unit
1	1	87339056	FRAME ASSY	124, Lh, 37 Foot Unit
2	2	04661410	MOUNTING PARTS	Top
3	2	04661420	MOUNTING PARTS	Top
4	2	04661451	LUG	Cylinder, Adjustable
5	2	04661430	MOUNTING PARTS	Spindle
6	1	04661600	WHEEL	Gauge, Tandem, 888 Hub, Rh
6	1	04661700	WHEEL	Gauge, Tandem, 888 Hub, Lh
7	2	04661610	ARM	Spindle, Tandem
8	1	04662070	BAR ASSY.	Axle, Walking, 783 Hub, Rh, (1997 & Prior Used 888 Hub)
8	1	04662170	BAR ASSY.	Axle, Walking, 783 Hub, Lh, (1997 & Prior Production Used 888 Hub)
9	1	04661440	WHEEL	Gauge, Single, 783 Hub, Rh
9	1	04661540	WHEEL	Gauge, Single, 783 Hub, Lh
10	2	04661320	GAUGE	Mounting, Bracket
11	2	02380400	BAR ASSY.	
12	2	09576610	LINKAGE	Gauge Wheel
13	2	04662230	BLOCK	Wing Stop, Pin Adjust Only
14	UAR	04662231	SHIM	Wing Stop, Pin Adjust Only
15	UAR	10008256	WHEEL, LAND	9.5L x 15, 6 Ply
16	UAR	NSS	NOT SERVICED SEPARATELY	9.5L x 15, 6 Ply
17	UAR	10108254	WHEEL	8 x 15, 6 Hole
18	2	87461162	WHEEL ASSY.	8.5L x 14, 6 Ply
19	2	NSS	NOT SERVICED SEPARATELY	8.5L x 14, 6 Ply
20	2	87461169	WHEEL ASSY.	14 x 8, 6 Hole
21	4	14826552	PIN	Hinge
22	2	14820640	PIN, SPECIAL	1 5/8

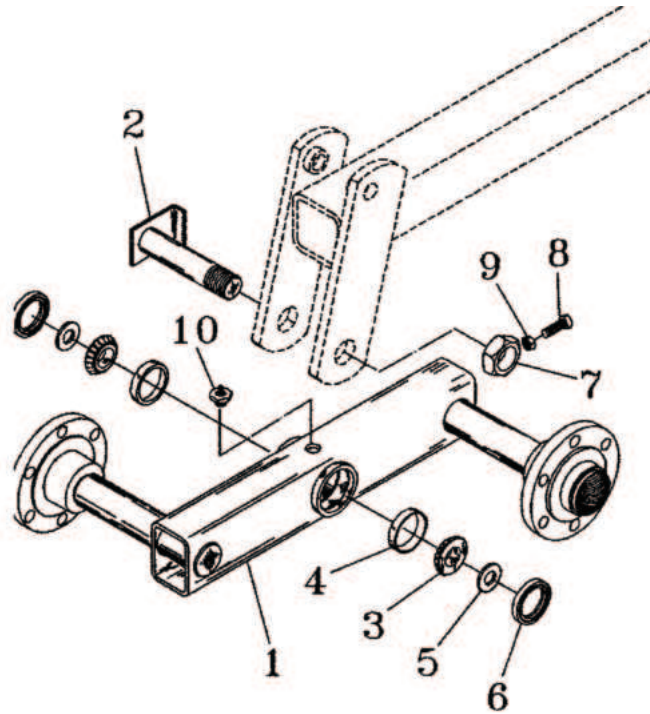
Key	Qty.	Part No.	Part Name	Description
23	2	04661850	PIN	Axle
24	2	14816348	PIN	1 x 4 1/4
30	4	438-32840	PIN	7/16" x 2 1/2", Coiled
31	2	270184	PIN	1/4 x 1 3/4, Klik
32	4	280223	BOLT	Hex, 3/4"-10 x 6 1/2", G5
33	8	86502676	BOLT	Hex, 3/4"-10 x 8 1/2", G5
34	2	413-1440	BOLT	Hex, 7/8"-9 x 2 1/2", G5
35	2	413-1032	BOLT	Hex, 5/8"-11 x 2", G5
36	2	413-832	BOLT	Hex, 1/2"-13 x 2", G5
37	4	492-11075	WASHER, LOCK	3/4"
38	2	17627010	BUSHING	1 5/8, 14 gauge, Machine
39	2	425-108	NUT	1/2"-13, G5
40	12	425-1012	NUT	3/4"-10, G5
41	6	425-1014	NUT	7/8"-9, G5
42	2	219-86	NIPPLE, LUBE	1/8" x .62" Lg, Drive
43	2	14032408	NUT, LOCK	1 1/2, Jam With Set Screw
44	1	87666428	DECAL	NPX5300, Rh
44	1	87666427	DECAL	NPX5300, Lh
45	1	18534243	REFLECTOR	Amber
45	1	18534244	REFLECTOR	Red
46	2	18534261	DECAL	DMI
47	2	16901411	BOLT	7/8 x 4
48	2	280374	NUT	3/8"-11, G5

# CNH 4300 Hydraulics w/ Hydraulic Gauge Wheels



Key	Qty.	Part No.	Part Name	Description
1	2	87394803	HYDRAULIC CYLINDER	3 1/2 x 10, Rephase
2	2	87394795	HYDRAULIC CYLINDER	3 1/4 x 10, Rephase
3	2	25335361	CYLINDER ASSY.	3 1/2 x 36
4	1	25600630	HOSE ASSY.	3/8 x 30
5	2	25610645	HOSE ASSY.	3/8 x 80
6	2	25610855	HOSE ASSY.	1/2 x 100
7	2	25600633	HOSE ASSY.	3/8 x 165
8	2	134216A1	HOSE	1/2 x 165
9	1	25600634	HOSE ASSY.	3/8 x 37
10	1	25600655	HOSE ASSY.	3/8 x 55
11	1	25600662	HOSE ASSY.	3/8 x 72
12	1	25600704	HOSE ASSY.	3/8 x 97
13	2	25600667	HOSE ASSY.	3/8 x 187
14	1	25600695	HOSE ASSY.	3/8 x 220
15	1	25600707	HOSE ASSY.	3/8 x 246
16	2	04632700	STAY	9 3/4
17	15	06200125	CLAMP, HOSE	
18	2	25800010	CYLINDER	1 1/4
19	4	128822	UNION	3/4"-16, 37° x 3/4"-16, 37°
20	11	128830	ELBOW	90°, 3/4"-16, 37° x 3/4"-16, O-Ring, Selector Valve Items (PO466083)
21	2	128996	TEE	3/4"-16, 37°
22	2	86513024	TEE	3/4"-16, 37° x 3/4"-16, O-Ring Br
23	2	25405013	VALVE, CONTROL	Purple
24	1	248974	ELBOW	90°, 3/4"-16, 37° x 3/4"-16, 37° Fem Sw
25	1	25707534	ADAPTER	3/4 SAE M x 3/4 JICF
26	2	14891660	PIN, SPECIAL	1 x 4 1/4, E.L.Clevis
27	2	495-21106	WASHER	1"
28	2	432-1632	PIN, SPLIT (COTTER)	1/4" x 2"
29	2	87430410	PIN, SPECIAL	1 x 5.54, E.L. Clevis
30	2	80753	PIN, SPLIT (COTTER)	1/4" x 1 1/2"
31	2	14810251	PIN, HEADED	5/8 x 3 1/8, E.L. Clevis
32	2	14720411	PIN, SPLIT (COTTER)	1/8 x 2, Hair
33	5	280161	BOLT	Hex, 3/8"-16 x 3", G5
34	5	88546	BOLT	Hex, 3/8"-16 x 2 1/4", G5
35	5	425-106	NUT	3/8"-16, G5, Selector Valve Items (PO466083)
36	14	386170C1	STRAP, CABLE	.30" x 27 1/2"
37	1	25401000	VALVE	Selector, Selector Valve Items (PO466083)
38	4	128818	CONNECTOR, HYD.	3/4"-16, 37° x 3/4"-16, O-Ring, Selector Valve Items (PO466083)
39	2	87936	BOLT	Hex, 3/8"-16 x 2 1/2", G5, Selector Valve Items (PO466083)
40	4	87506450	COUPLING	3/4 SAEF, Male, ISO
41	2	14891672	PIN	1 x 9, Clevis, For 4 x 6 Tube
41	2	14816466	CLEVIS	1 x 5.81, Clevis, For 4 x 4 Tube

# CNH 4300 Walking Axle



For Hub & Spindle Breakdowns, refer to page 203-204.

## CNH 4300 Wing Walking Axle Single Fold

Key	Qty.	Part No.	Part Name	Description
	1	04662070	Bar Assy.	Axle, Walking, 783 Hub, Rh
	1	04662170	Bar Assy.	Axle, Walking, 783 Hub, Lh
1	1	04662060	Axle	Walking, 783 Hub, Rh
1	1	04662160	Axle	Walking, 783 Hub, Lh
2	1	04661850	Pin	Axle
3	2	21871500	Bearing, Cone	1.50 Bore, Timken LM29749
4	2	21882561	Bearing Set	2.56 Od, Timken 29710
5	2	06201420	Spacer	
6	2	36060	Seal, Oil	2.094 Id, CR20952
7	1	14032408	Nut, Special	1 1/2" with Set Screw
8	1	16806045	Screw	3/8" x 1" Square Head
9	1	87016560	Nut	Jam, 3/8" - 16, G5
10	1	219-86	Nipple, Lube Grease Zerk	1/8" x .62" Lg, Drive
	1	28388807	Spindle	14 1/4" 888 Spindle
	1	28378304	Spindle	2" Dia. - 16 1/4" 888 Spindle



# CNH Hydraulic Cylinder



## 930

CYLINDER NUMBER	DESCRIPTION	SEAL KIT
84341603	3.5" X 10" CYLINDER	87409038
84344027	3.25" X 10 CYLINDER	87409037
47576472	4" X 36" CYLINDER	25834024
47576474	3.5" X 36" CYLINDER	25833527
84341604	3.5" X 24" CYLINDER	25833527
84366455	3.00" X 24" CYLINDER	25833007

## 940

CYLINDER NUMBER	DESCRIPTION	SEAL KIT
84347694	3.5" X 12" CYLINDER	87409038
84347707	3.75" X 12" CYLINDER	87409040
84347708	4" X 12" CYLINDER	87409033
25330160	3" X 16" CYLINDER	9660V2
87493925	4.5" X 36" CYLINDER	87409042

## 5300

CYLINDER NUMBER	DESCRIPTION	SEAL KIT
84258230	3.5" X 10" CYLINDER	87409038
87394795	3.25" X 10" CYLINDER, SILVER RAM	80116C2
	3.25" X 10" CYLINDER, BLACK RAM	87409037
47582264	3" X 24" CYLINDER	25833007
47576465	4" X 24" CYLINDER	25834024
47576463	3.5" X 36" CYLINDER	25833527
47576466	4" X 36" CYLINDER	25834024

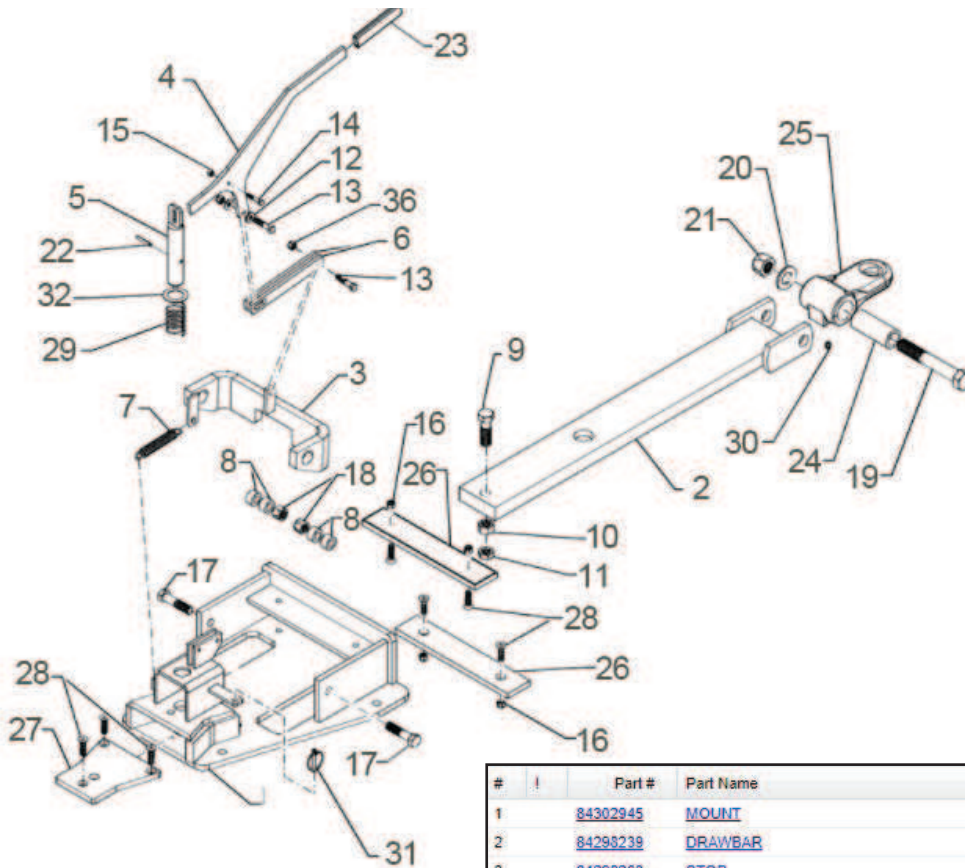
## 4250

CYLINDER NUMBER	DESCRIPTION	SEAL KIT
84258230	3.5" X 10" CYLINDER	87409038
87394795	3.25" X 10" CYLINDER, SILVER RAM	87409037
	3.25" X 10" CYLINDER, BLACK RAM	87409037
47582263	3" X 10" CYLINDER	25833007
25340301	4" X 30" CYLINDER	25804023

## 5250

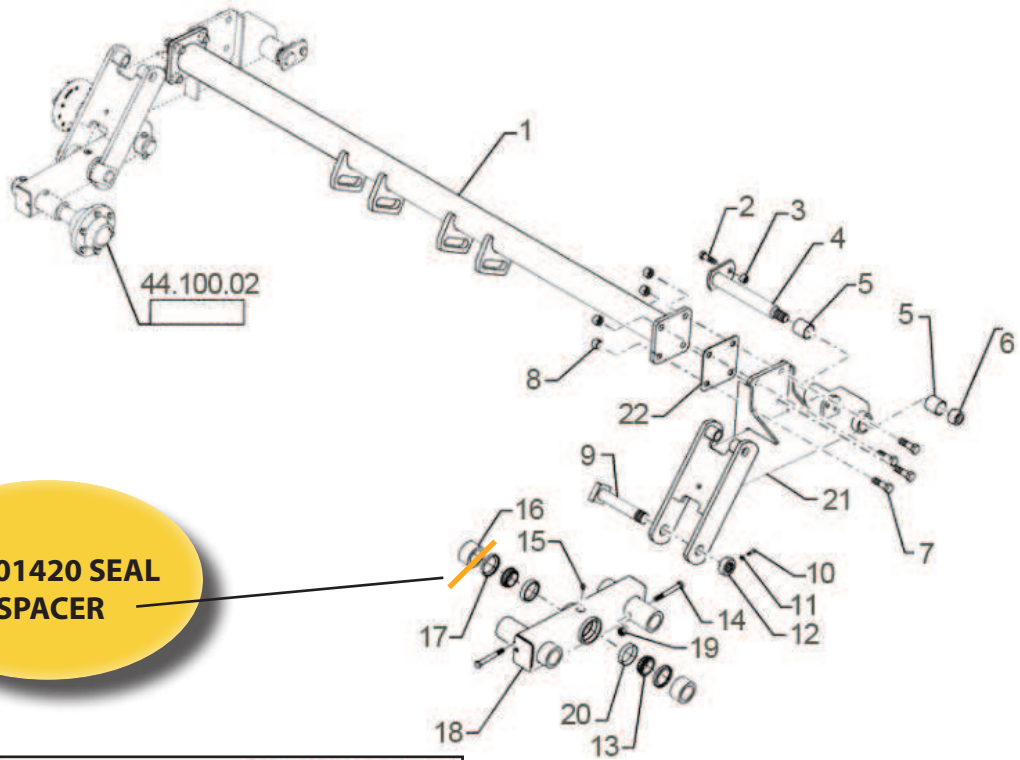
CYLINDER NUMBER	DESCRIPTION	SEAL KIT
84258230	3.5" X 10" CYLINDER	87409038
87394795	3.25" X 10" CYLINDER, BLACK RAM	87409037
47582264	3" X 24" CYLINDER	25803035
47575804	3.5" X 24" CYLINDER	25803526
25340301	4" X 30" CYLINDER	25804023

# 930/940 Nutri-Placer Rear Hitch Assembly



#	Part #	Part Name	Description	Qty
1	84302945	MOUNT	<a href="#">Drawbar Service</a>	1
2	84298239	DRAWBAR	<a href="#">Rear Service</a>	1
3	84298283	STOP	<a href="#">Rear Drawbar</a>	1
4	84324317	HANDLE	<a href="#">Rear Hitch</a>	1
5	84284698	PIN	<a href="#">129.29mm Long</a>	1
6	84299077	LINK	<a href="#">196mm x 25.4mm</a>	2
7	24312001	TENSION SPRING	<a href="#">119mm Long</a>	1
8	44006201	BUSHING, 16.38mm ID x 28.58mm OD x 15.75mm L	<a href="#">Steel, 15.74mm Long 31.75mm OD 16.25 ID</a>	4
9	9706701	BOLT,Hex, 3/4" - 10 x 2 1/2", Gr 5		1
10	280954	NUT 3/4"-10, G5		1
11	86632557	JAM NUT, Jam, 3/4"-10, G5		1
12	80664	WASHER, 0.36" ID x 0.86" OD x 0.08" Thk		2
13	9706689	BOLT,Hex, 3/8" - 16 x 1 3/4", Gr 5		2
14	280112	BOLT,Hex, 1/4" - 20 x 1-1/2", Gr 5		1
15	280129	NUT 1/4"-20		1
16	88902	NUT 3/8"-16		6
17	88693	BOLT,Hex, 5/8" - 11 x 2 3/4", Gr 5		2
18	85700693	NUT 5/8" - 11, Gr C		2
19	18681	BOLT,Hex, 1" - 8 x 6 1/2", Gr 5		1
20	87367	WASHER, 1.06" ID x 2" OD x 0.13" Thk		1
21	9628600	NUT 1"-8, GC		1
22	87406	LOCK PIN, 6.35mm OD x 38.1mm L, Slotted		1
23	30011100	HOLDER	<a href="#">Vinyl Handle</a>	1
24	84286406	BUSHING	<a href="#">100mm Long 41.28mm OD 28.7mm ID</a>	1
25	84301688	HITCH	<a href="#">Rear Machined, includes Grease Fitting</a>	1
26	84302325	WEAR STRIP	<a href="#">Plastic, Bolt On, 320.5mm x 63.5mm</a>	2
27	84302350	WEAR STRIP	<a href="#">Plastic, Drop In, 166mm x 12.7mm</a>	1
28	280760	HEX SOC SCREW, FLAT, 3/8" - 16 x 1-1/2"	<a href="#">Hex Soc, 1/2-13X1-3/4 FH AST ZND</a>	7
29	84298285	COMPRESSION SPRING	<a href="#">Compression Spring, 83.5 mm Long, 34 mm O.D.</a>	1
30	87019498	FITTING	<a href="#">Grease</a>	1
31	270184	LINCH PIN, 6.35mm OD		1
32	87613235	WASHER, 1.28" ID x 2" OD x 0.06" Thk		1

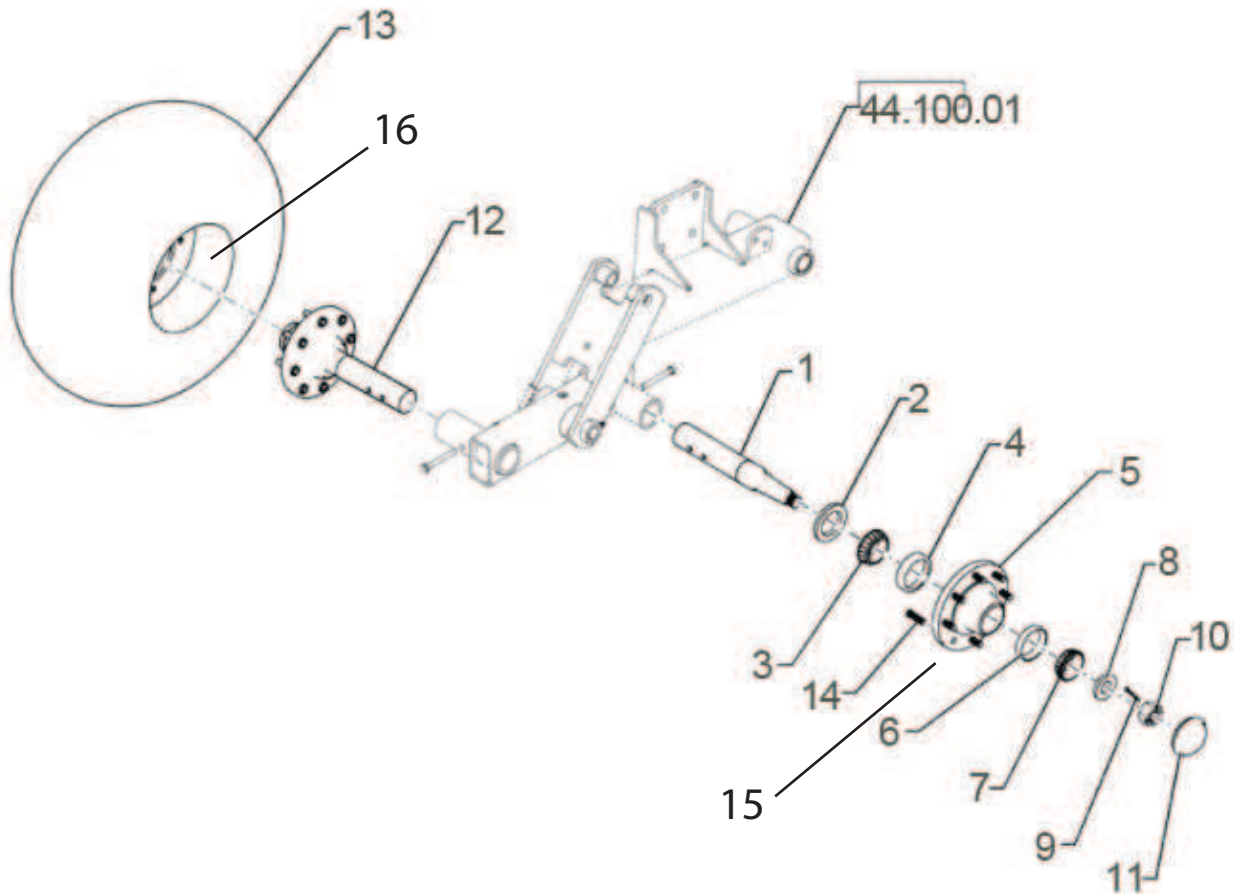
# 930 Main Frame Tandem - 42' - 47'



**06201420 SEAL  
SPACER**

#	!	Part #	Part Name	Description	Qty
1		<a href="#">84414351</a>	SUPPORT TUBE		1
2		<a href="#">86508732</a>	BOLT 5/8"-11 x 2.391" Cl 8		1
3		<a href="#">85700693</a>	NUT 5/8" - 11, Gr C		1
4		<a href="#">84271660</a>	PIN		1
5		<a href="#">87566586</a>	BUSHING		2
6		<a href="#">86614103</a>	NUT 1 1/4"-7, GC		1
7		<a href="#">9706701</a>	BOLT,Hex. 3/4" - 10 x 2 1/2", Gr 5		8
8		<a href="#">280375</a>	NUT 3/4"-10, GC		8
9		<a href="#">84422110</a>	PIN		1
10		<a href="#">16806045</a>	SET SCREW,Sq Hd. 3/8" - 16 UNC x 1"		1
11		<a href="#">87016560</a>	JAM NUT,Jam. 3/8"-16, G5		1
12		<a href="#">14032409</a>	NUT		1
13		<a href="#">21871501</a>	BEARING CONE 38.1mm ID x 25.65mm		2
14		<a href="#">86505993</a>	BOLT,Hex. 1/2" - 13 x 4", Gr 5		2
15	!	<a href="#">87019498</a>	FITTING		1
16	!	<a href="#">84422537</a>	SPACER		2
17	!	<a href="#">21932510</a>	SEAL		2
19	!	<a href="#">88871</a>	NUT 1/2" - 13, Gr C		2
20	!	<a href="#">17498D</a>	TAPERED BEARING, " ID x 76.2125 mm		2
22		<a href="#">84414355</a>	SHIM		1
18		<a href="#">04683145</a>	AXLE	LH	1
21	!	<a href="#">84385332</a>	ARM	LH Includes 5	1
18		<a href="#">04683045</a>	AXLE	RH	1
21	!	<a href="#">84385333</a>	ARM	RH Includes 5	1

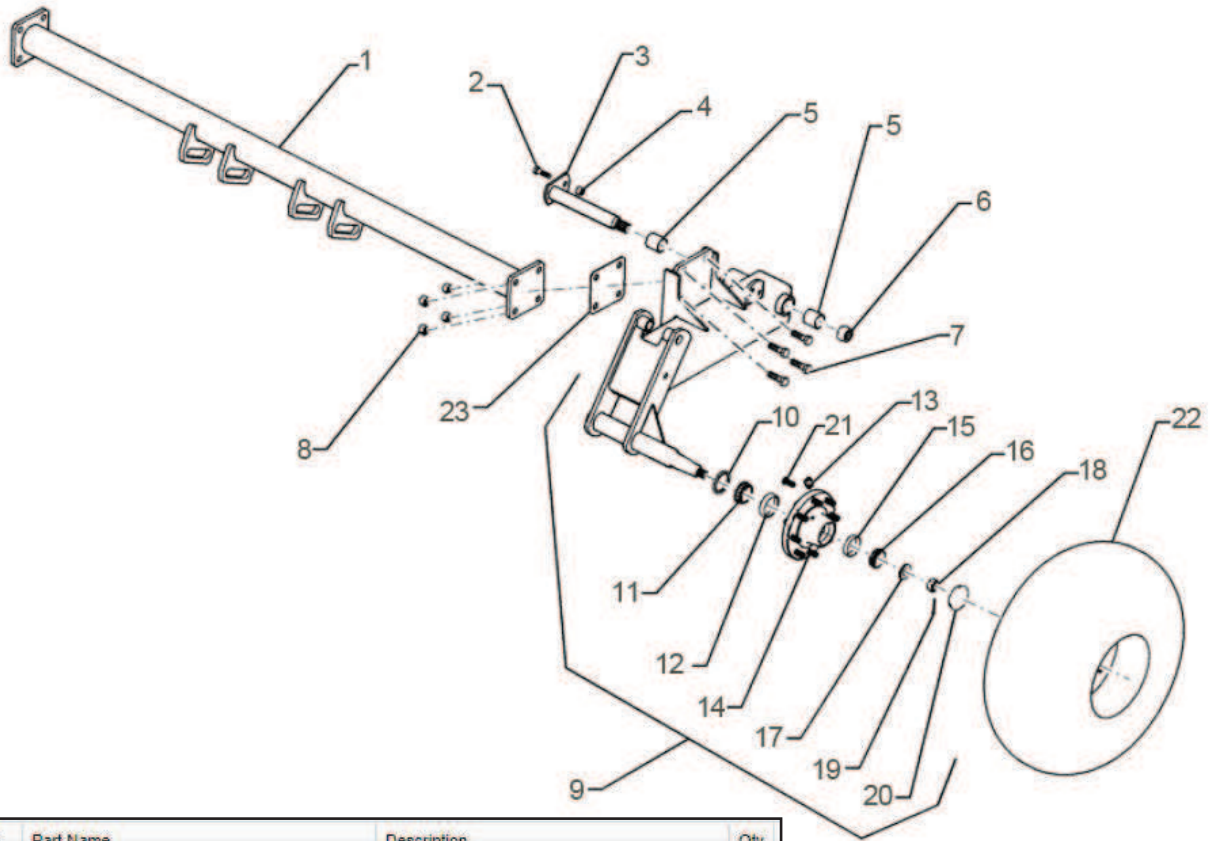
# 930 Main Frame Tandem Hub Assembly - 42' - 47'



#	!	Part #	Part Name	Description	Qty
1		<a href="#">28350805</a>	<a href="#">STUB AXLE/STEERING S</a>		1
2		<a href="#">21932502</a>	<a href="#">SEAL</a>		1
3	!	<a href="#">21872005</a>	<a href="#">ROLLER BEARING 50 mm ID</a>	<a href="#">Bearing Cone</a>	1
4	!	<a href="#">376463C1</a>	<a href="#">BEARING CUP</a>	<a href="#">Bearing Cup</a>	1
5		<a href="#">28250800</a>	<a href="#">HUB ASSY.</a>	<a href="#">Includes Bearing Cups, Wheel Bolts and Lube Fitting. Ref 4, 6, 14 &amp; 17</a>	1
6	!	<a href="#">663558R1</a>	<a href="#">BEARING CUP</a>		1
7	!	<a href="#">663557R91</a>	<a href="#">BEARING ASSY.1.625" ID x 2.892" OD x 0.77"</a>		1
8		<a href="#">17916100</a>	<a href="#">WASHER</a>		1
9	!	<a href="#">14700600</a>	<a href="#">COTTER PIN</a>		1
10	!	<a href="#">14051603</a>	<a href="#">SLOTTED NUT</a>		1
11	!	<a href="#">84238032</a>	<a href="#">DUST CAP</a>		1
12	!	<a href="#">28050885</a>	<a href="#">STUB AXLE/STEERING S</a>	<a href="#">Includes Ref#'s 1-11 &amp; 14</a>	1
13			<a href="#">12.5L X 15 FI Tire Procure Locally</a>		1
14	!	<a href="#">557309R1</a>	<a href="#">BOLT</a>		8
15		<a href="#">554480R1</a>	<a href="#">WHEEL NUT</a>	<a href="#">5/8 NF Lug Nuts (Not Shown)</a>	8
16		<a href="#">10110274</a>	<a href="#">WHEEL</a>	<a href="#">Steel 8-Lug Wheel (Not Shown)</a>	1
17	!	<a href="#">87645504</a>	<a href="#">FITTING</a>	<a href="#">Hub Lube Fitting (Not Shown)</a>	1

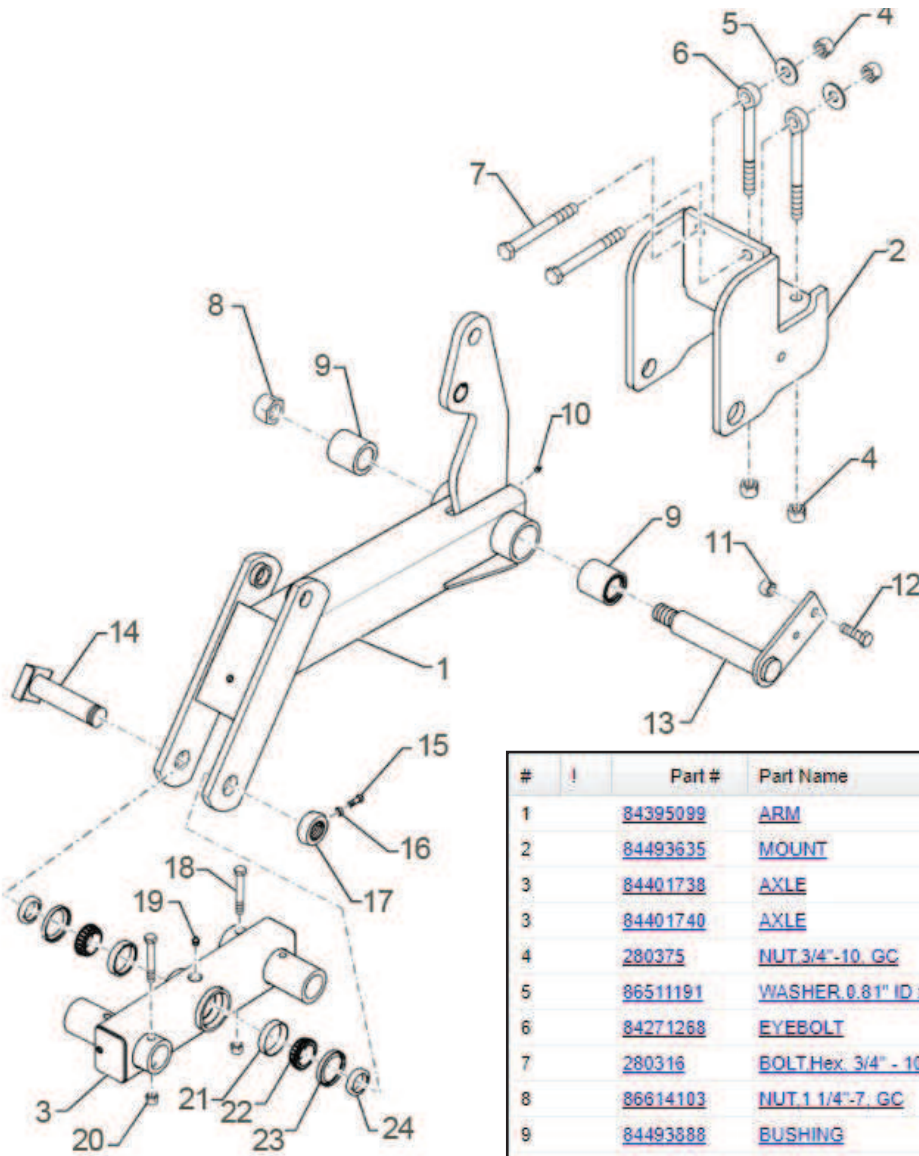


# 930 Main Frame Single Hub Assembly - 27' - 42'



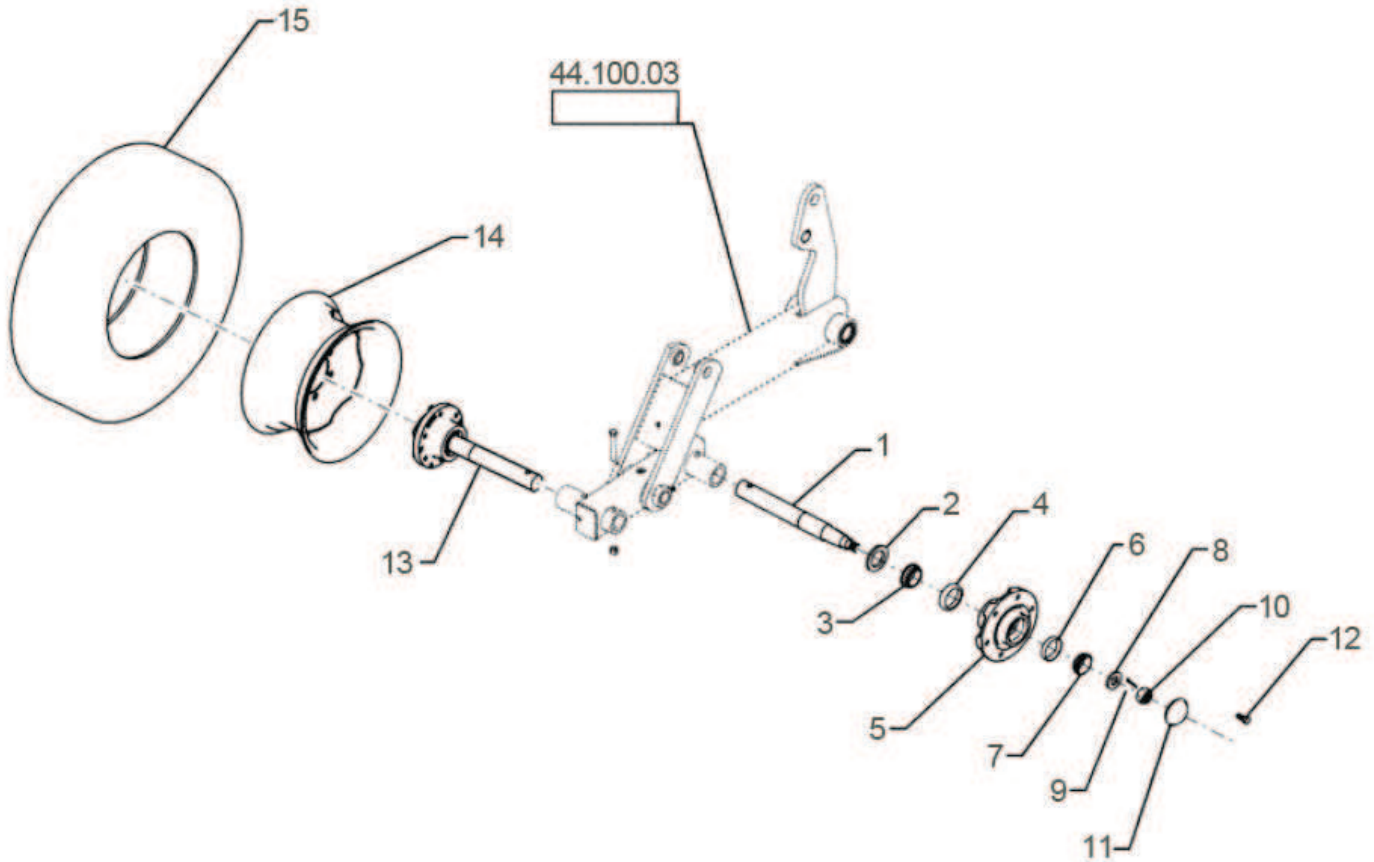
#	!	Part #	Part Name	Description	Qty
1		84414351	SUPPORT TUBE		1
2		86508732	BOLT 5/8"-11 x 2.391" Cl 8		1
3		84271660	PIN		1
4		85700693	NUT 5/8" - 11, Gr C		1
5		87566586	BUSHING		2
6		86614103	NUT 1 1/4"-7, GC		1
7		9706701	BOLT Hex. 3/4" - 10 x 2 1/2", Gr 5		4
8		280375	NUT 3/4"-10, GC		4
9		84414438	ARM	LH - Includes Arm & Ref 5, 10 - 21	1
		84414437	ARM	RH - Includes Arm & Ref 5, 10 - 21	1
10		21932502	SEAL		1
11	+	86980506	BEARING ASSY	Bearing Cone	1
12	+	376463C1	BEARING CUP	Bearing Cup	1
13	+	87645504	FITTING		1
14		84423047	HUB	Includes Cups and Studs Ref #s 12 & 15 & 21	1
15	+	663558R1	BEARING CUP		1
16	+	663557R91	BEARING ASSY 1.625" ID x 2.892" OD x 0.77"		1
17		17916100	WASHER		1
18	+	427652	SLOTTED NUT 1"-14, G5		1
19		87400	COTTER PIN 3/16" x 2"		1
20	+	84238032	DUST CAP		1
21	+	557309R1	BOLT		1
22		NSS	NOT SOLD SEPARAT	12.5L X 15 FI Tire	1
23		84414355	SHIM	Shim, Torque Tube	1
24		554480R1	WHEEL NUT	Wheel Nut (Not Shown)	8

# 930 Wing Tandem Assembly - 42' - 47'



#	!	Part #	Part Name	Description	Qty
1		<a href="#">84395099</a>	<a href="#">ARM</a>	<a href="#">Includes Ref# 9</a>	1
2		<a href="#">84493635</a>	<a href="#">MOUNT</a>		1
3		<a href="#">84401738</a>	<a href="#">AXLE</a>	<a href="#">LH</a>	1
3		<a href="#">84401740</a>	<a href="#">AXLE</a>	<a href="#">RH</a>	1
4		<a href="#">280375</a>	<a href="#">NUT 3/4"-10_GC</a>		4
5		<a href="#">86511191</a>	<a href="#">WASHER 0.81" ID x 2" OD x 0.15" Thk</a>		2
6		<a href="#">84271268</a>	<a href="#">EYEBOLT</a>		2
7		<a href="#">280316</a>	<a href="#">BOLT Hex. 3/4" - 10 x 7" Gr 5</a>		2
8		<a href="#">86614103</a>	<a href="#">NUT 1 1/4"-7_GC</a>		1
9		<a href="#">84493888</a>	<a href="#">BUSHING</a>		2
10		<a href="#">87414</a>	<a href="#">LUBE NIPPLE 1/4" - 28</a>		1
11		<a href="#">85700693</a>	<a href="#">NUT 5/8" - 11_Gr C</a>		1
12		<a href="#">86508732</a>	<a href="#">BOLT 5/8"-11 x 2.391" Cl 8</a>		1
13		<a href="#">84493961</a>	<a href="#">PIN</a>		1
14		<a href="#">04661850</a>	<a href="#">PIN</a>		1
15		<a href="#">16806045</a>	<a href="#">SET SCREW Sq Hd. 3/8" - 16 UNC x 1"</a>		1
16		<a href="#">87016560</a>	<a href="#">JAM NUT Jam. 3/8"-16_G5</a>		1
17		<a href="#">14032409</a>	<a href="#">NUT</a>		1
18		<a href="#">9637417</a>	<a href="#">BOLT Hex. 1/2" - 13 x 3 1/2" Gr 5</a>		1
19	+	<a href="#">87019498</a>	<a href="#">FITTING</a>		1
20	+	<a href="#">88871</a>	<a href="#">NUT 1/2" - 13_Gr C</a>		1
21	+	<a href="#">478793R1</a>	<a href="#">BEARING CUP</a>		2
22	+	<a href="#">160558C91</a>	<a href="#">BEARING ASSY 1.5005" ID x 2.5635" OD x 0.72"</a>		2
23	+	<a href="#">21932090</a>	<a href="#">SEAL</a>		2
24	+	<a href="#">06201425</a>	<a href="#">SPACER</a>		2

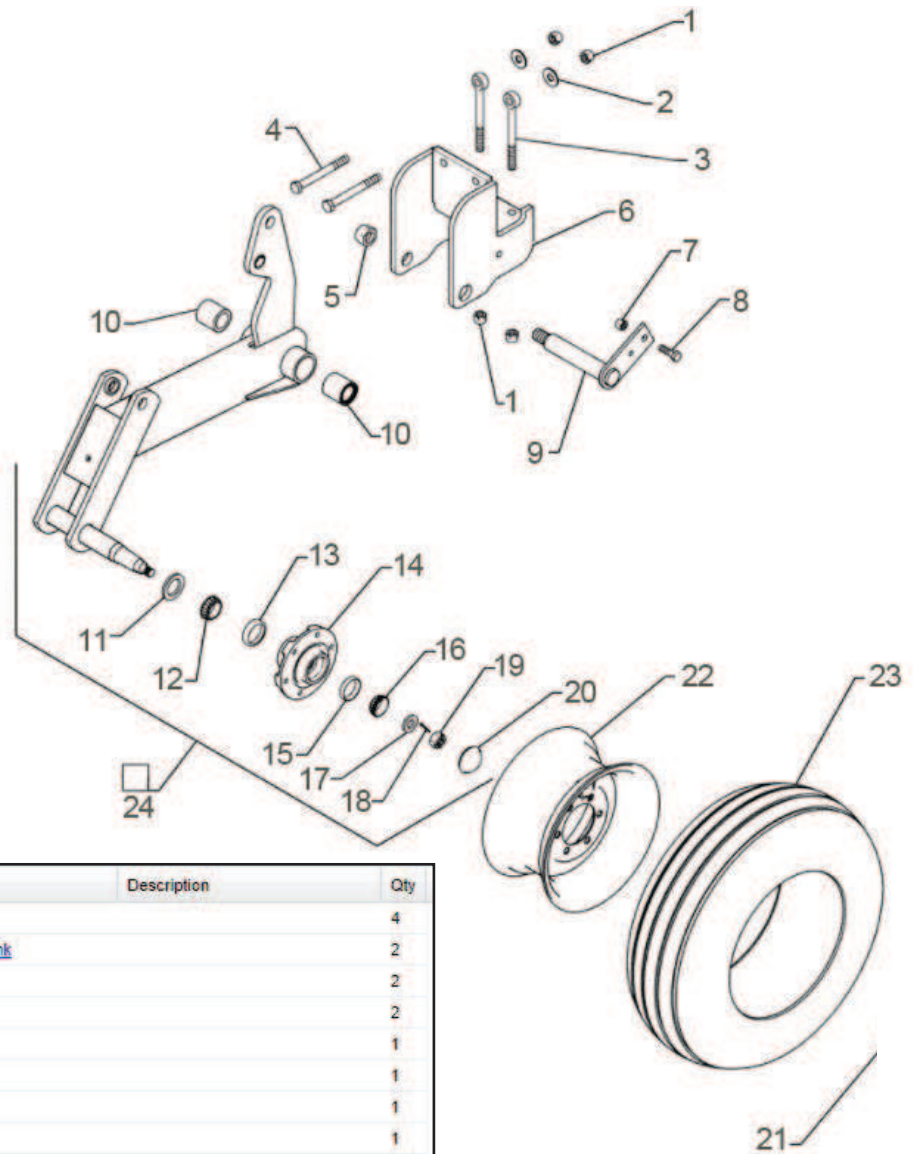
# 930 Wing Tandem Hub Assembly - 42' - 47'



#	!	Part #	Part Name	Description	Qty
1		<a href="#">28378371</a>	<a href="#">STUB AXLE/STEERING S</a>	<a href="#">1.675"</a>	1
2		<a href="#">145789C91</a>	<a href="#">OIL SEAL</a>		1
3	!	<a href="#">663557R91</a>	<a href="#">BEARING ASSY.1.625" ID x 2.892" OD x 0.77"</a>		1
4	!	<a href="#">663558R1</a>	<a href="#">BEARING CUP</a>		1
5	!	<a href="#">28278300</a>	<a href="#">HUB</a>	<a href="#">Includes 4 &amp; 6</a>	1
6	!	<a href="#">651817R1</a>	<a href="#">BEARING CUP</a>		1
7	!	<a href="#">651818R91</a>	<a href="#">ROLLER BEARING 31.77 mm ID x 16.08 mm</a>		1
8		<a href="#">17915000</a>	<a href="#">WASHER</a>		1
9	!	<a href="#">8835</a>	<a href="#">ROLLER BEARING</a>		1
10		<a href="#">84151573</a>	<a href="#">NUT</a>		1
11		<a href="#">28477700</a>	<a href="#">HUB CAP</a>		1
12	!	<a href="#">549962R1</a>	<a href="#">BOLT,1 1/2" - 20 x 1 1/2", Class 3</a>		6
13		<a href="#">28078372</a>	<a href="#">STUB AXLE/STEERING S</a>	<a href="#">Includes 1 - 12, 16</a>	1
14		<a href="#">10108254</a>	<a href="#">WHEEL</a>		1
15			<a href="#">9.5L - 15FI(E) Tubeless Tire, Procure Locally</a>		1
16	!	<a href="#">15302005</a>	<a href="#">FITTING</a>	<a href="#">Not Shown</a>	1



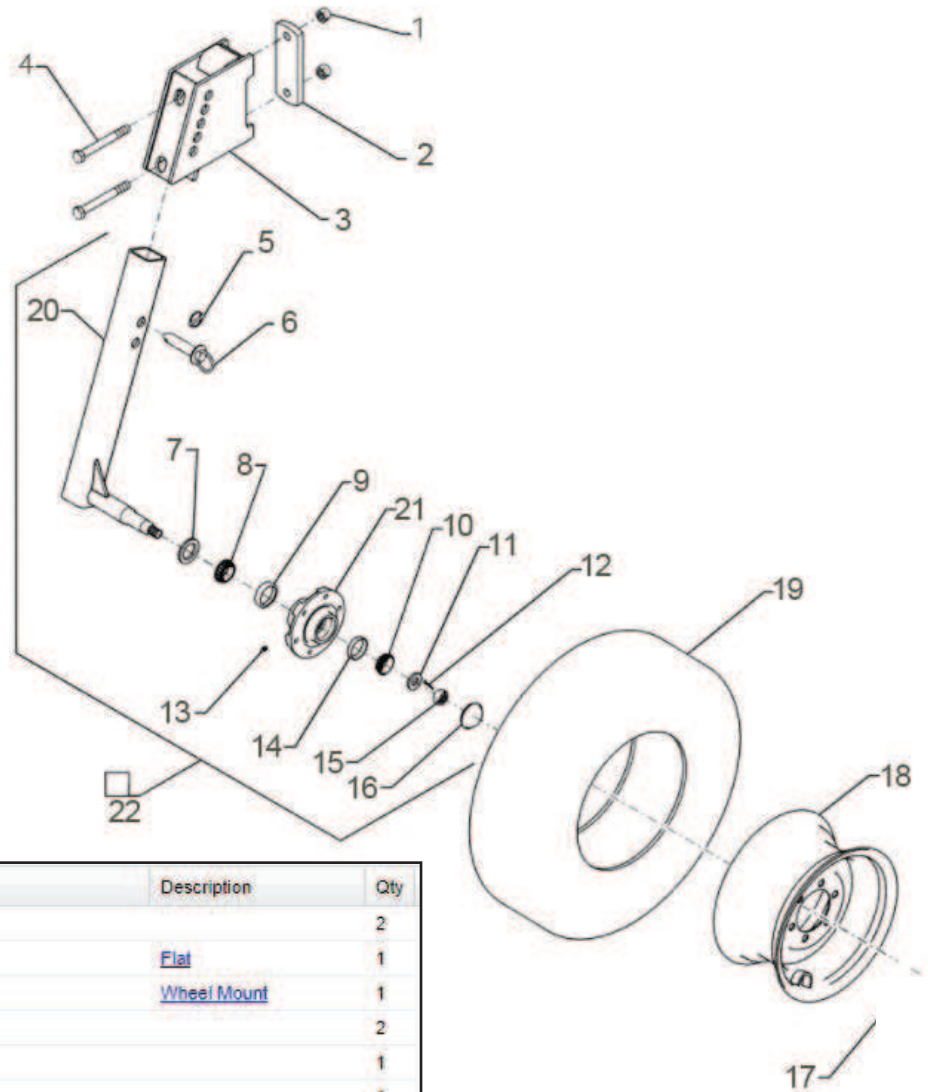
# 930 Wing Single Hub Assembly



#	!	Part #	Part Name	Description	Qty
1		280375	NUT 3/4"-10_GC		4
2		86511191	WASHER 0.81" ID x 2" OD x 0.15" Thk		2
3		84271268	EYEBOLT		2
4		280316	BOLT,Hex. 3/4" - 10 x 7" Gr 5		2
5		86614103	NUT 1 1/4"-7_GC		1
6		84493635	MOUNT		1
7		85700693	NUT 5/8" - 11, Gr C		1
8		86508732	BOLT 5/8"-11 x 2.391" Cl 8		1
9		84493961	PIN		1
10		84493888	BUSHING		2
11		145769C91	OIL SEAL		1
12	!	663557R91	BEARING ASSY.1.625" ID x 2.892" OD x 0.77"		1
13	!	663558R1	BEARING CUP		1
14	!	28278300	HUB	Includes Cups (Ref#'s 13 and 15)	1
15	!	651817R1	BEARING CUP		1
16	!	651818R91	ROLLER BEARING.31.77 mm ID x 16.08 mm		1
17		17915000	WASHER		1
18		84151573	NUT		1
19		88350	COTTER PIN 5/32" x 1-1/2"		1
20		28477700	HUB CAP		1
21	!	549962R1	BOLT.1 1/2" - 20 x 1 1/2", Class 3		6
22		10108254	WHEEL		1
23			11L - 15 Procure Locally		1
24		84493838	ARM	LH, Includes 10 - 20	1
24		84493840	ARM	RH, Includes 10 - 20	1

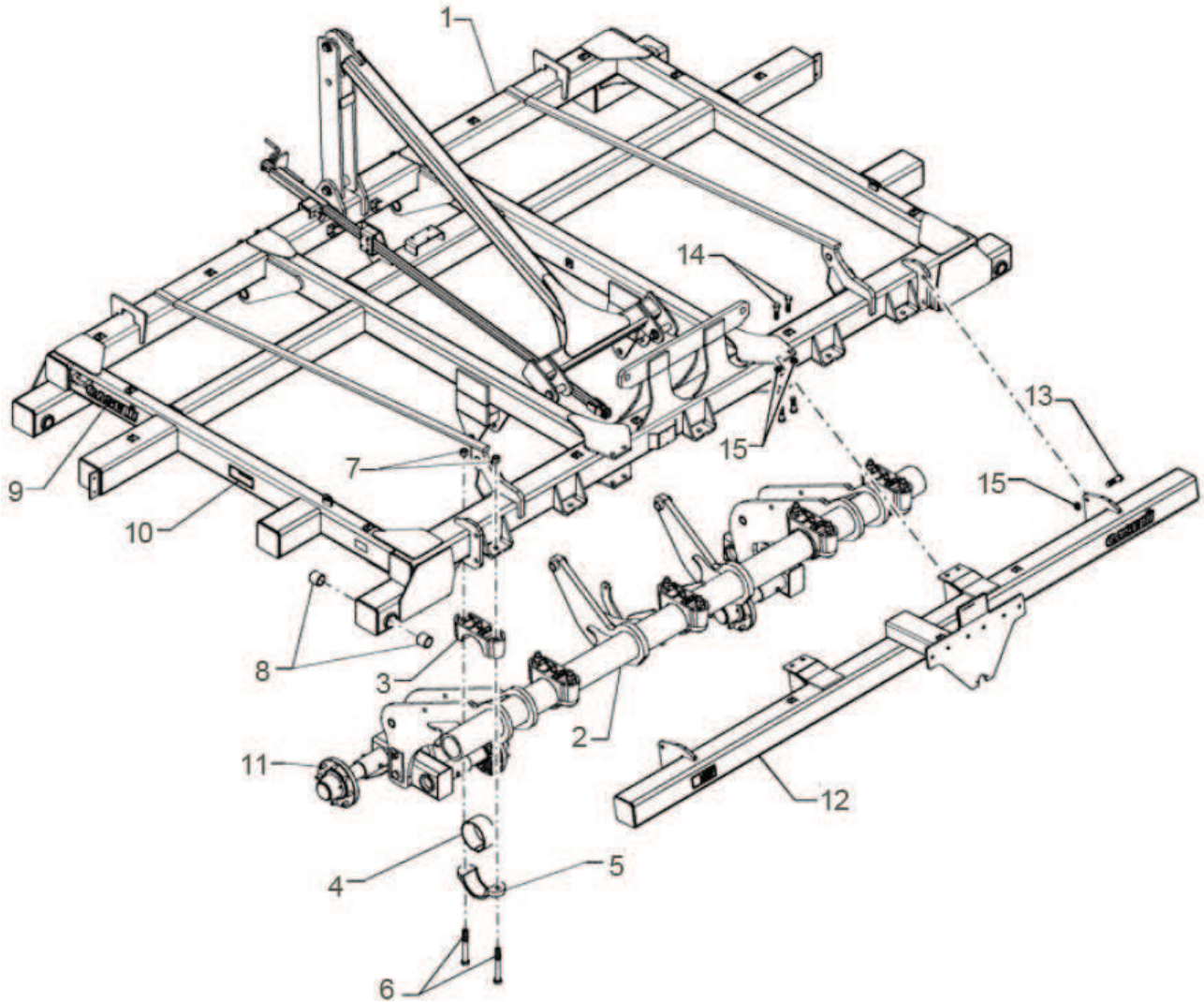


# 930 Gauge Wheel Assembly



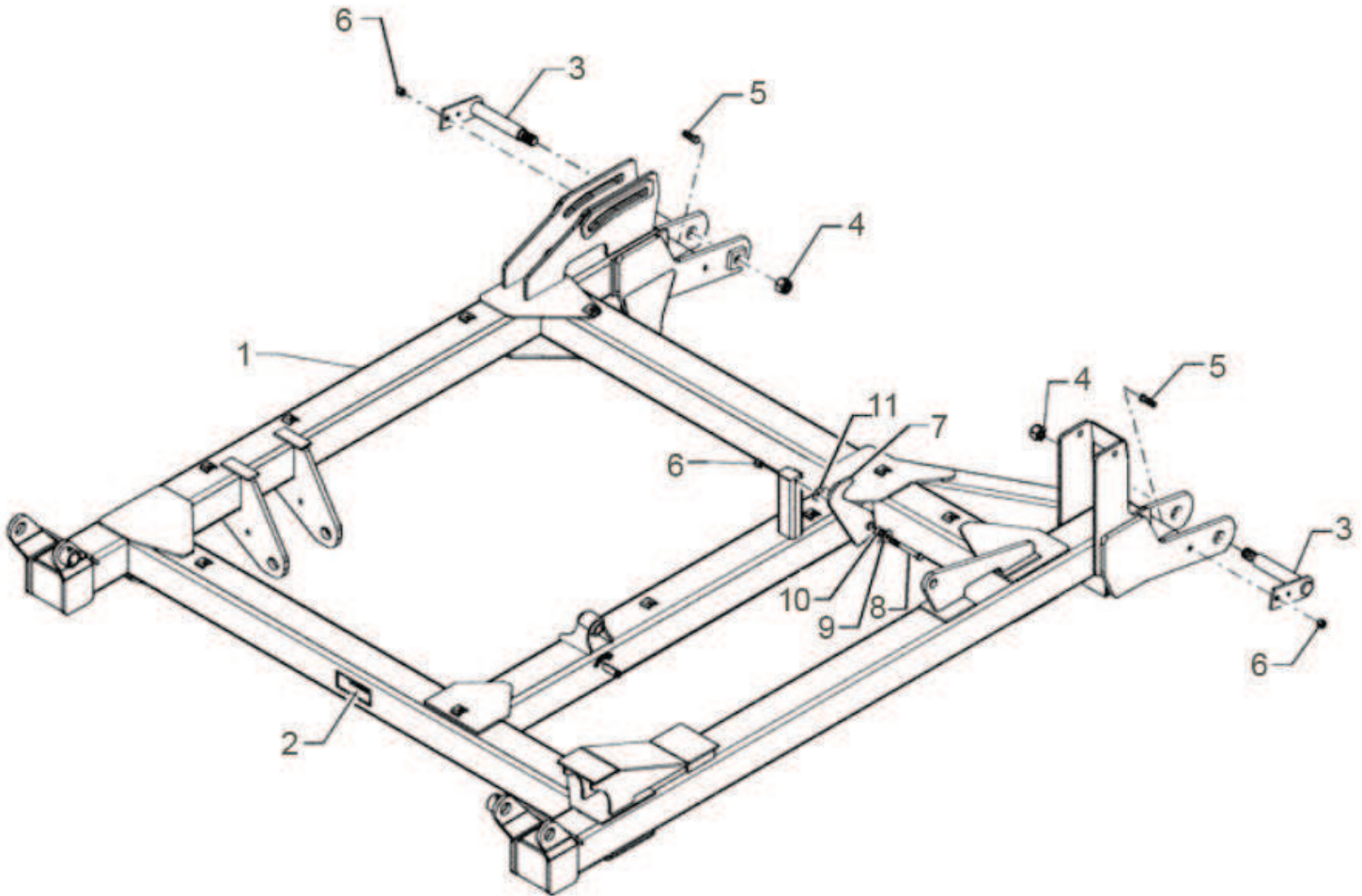
#	!	Part #	Part Name	Description	Qty
1		<a href="#">280375</a>	<a href="#">NUT 3/4"-10_GC</a>		2
2		<a href="#">09576610</a>	<a href="#">LINKAGE</a>	<a href="#">Flat</a>	1
3		<a href="#">04661320</a>	<a href="#">GAUGE</a>	<a href="#">Wheel Mount</a>	1
4		<a href="#">280223</a>	<a href="#">BOLT Hex. 3/4"-10 x 6 1/2" _G5</a>		2
5		<a href="#">270184</a>	<a href="#">LINCH PIN 6.35mm OD</a>		1
6		<a href="#">14816348</a>	<a href="#">PIN 25.4mm OD x 133.35mm L</a>		1
7		<a href="#">614410R91</a>	<a href="#">SEAL</a>		1
8		<a href="#">618023R91</a>	<a href="#">BEARING ASSY 34.93mm ID x 18.2mm W</a>		1
9	!	<a href="#">618024R1</a>	<a href="#">BEARING CUP 65.113mm OD x 13.97mm W</a>		1
10	!	<a href="#">651618R91</a>	<a href="#">ROLLER BEARING 31.77 mm ID x 16.08 mm</a>		1
11		<a href="#">17915000</a>	<a href="#">WASHER</a>		1
12		<a href="#">88350</a>	<a href="#">COTTER PIN 5/32" x 1-1/2"</a>		1
13	!	<a href="#">87019498</a>	<a href="#">FITTING</a>		1
14	!	<a href="#">651617R91</a>	<a href="#">BEARING_CUP</a>		1
15		<a href="#">84151573</a>	<a href="#">NUT</a>		1
16		<a href="#">28477700</a>	<a href="#">HUB CAP</a>		1
17	!	<a href="#">549962R1</a>	<a href="#">BOLT 1 1/2" - 20 x 1 1/2" Class 3</a>		5
18		<a href="#">10108254</a>	<a href="#">WHEEL</a>		1
19			<a href="#">Procure Locally 9.5L X 15 F I F</a>		1
20			<a href="#">Included In 22</a>		1
21		<a href="#">84421942</a>	<a href="#">HUB</a>	<a href="#">Includes 9 &amp; 14</a>	1
22		<a href="#">84338991</a>	<a href="#">SPINDLE</a>	<a href="#">Includes 7-17 &amp; 20 - 21</a>	1

# 940 Main Frame



#	!	Part #	Part Name	Description	Qty
1		<a href="#">84410961</a>	<a href="#">FRAME</a>	<a href="#">Main Frame</a>	1
2		<a href="#">84242465</a>	<a href="#">ROCKSHAFT</a>	<a href="#">Rock Shaft w/o Tandems</a>	1
3	!	<a href="#">84141918</a>	<a href="#">CASTING</a>	<a href="#">RockShaft Bearing</a>	5
4		<a href="#">87703164</a>	<a href="#">BUSHING, 143mm ID x 155.7mm OD x 76.2mm L</a>	<a href="#">Rockshaft 443mm Long</a>	5
5		<a href="#">87715831</a>	<a href="#">BEARING CAP</a>	<a href="#">Casting</a>	5
6		<a href="#">87490802</a>	<a href="#">BOLT</a>	<a href="#">7/8-9X7.00 GR 5</a>	10
7		<a href="#">87661198</a>	<a href="#">NUT,Hex, 7/8"-9, 0.45 high</a>	<a href="#">7/8-9 HEX P/T DIR GR C</a>	10
8		<a href="#">84239758</a>	<a href="#">BUSHING</a>	<a href="#">2.25 x 1.75 x 2</a>	8
9		<a href="#">87653276</a>	<a href="#">DECAL</a>	<a href="#">CIH</a>	2
10		<a href="#">18534227</a>	<a href="#">DANGER DECAL</a>	<a href="#">Crushing Hazard</a>	2
11		<a href="#">28560803</a>	<a href="#">HUB ASSY</a>	<a href="#">8 Bolt Hub And Spindle Assy.</a>	4
12	!	<a href="#">84262642</a>	<a href="#">U-FRAME</a>	<a href="#">With Decals</a>	1
13	!	<a href="#">280173</a>	<a href="#">BOLT,Hex, 3/4" - 10 x 2 3/4", Gr 5</a>		4
14		<a href="#">87403</a>	<a href="#">BOLT,Hex, 3/4" - 10 x 2 1/4", Gr 5</a>		8
15		<a href="#">280375</a>	<a href="#">NUT 3/4"-10 GC</a>		12

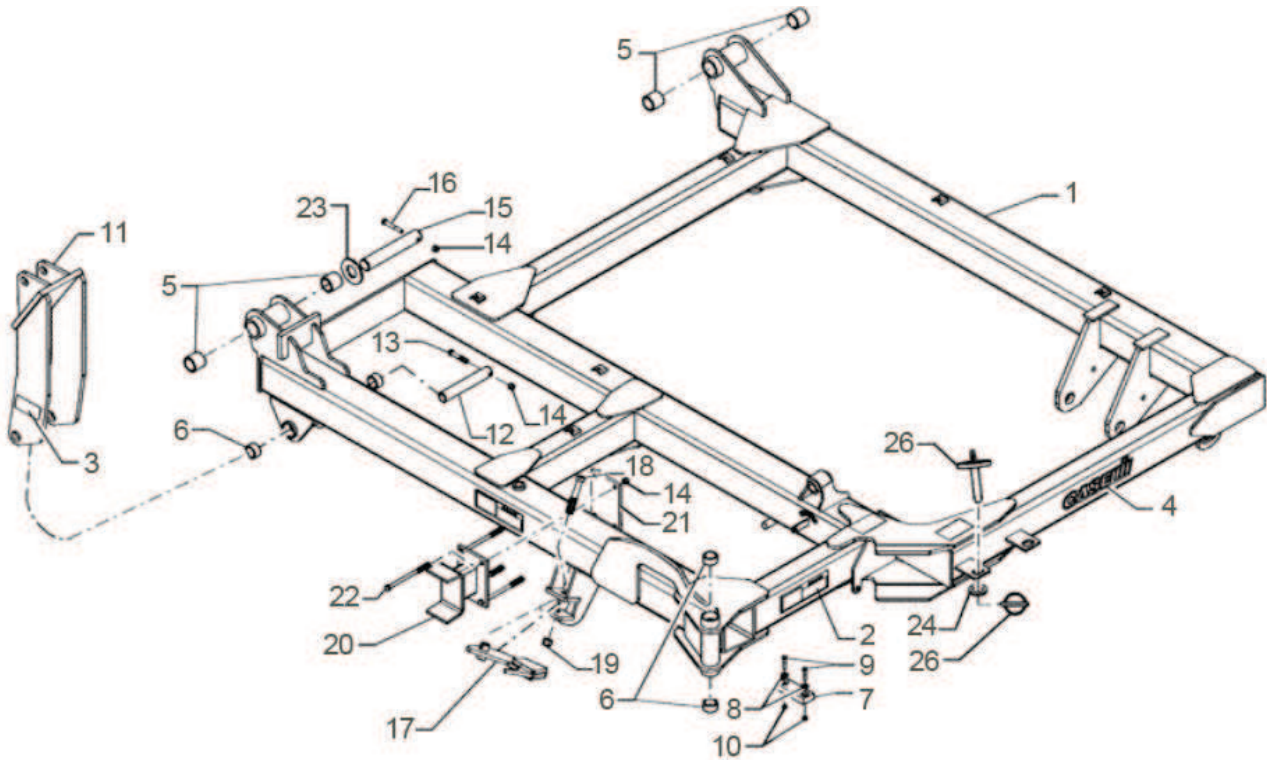
# 940 Inner Wing



#	!	Part #	Part Name	Description	Qty
1		<a href="#">84263957</a>	<a href="#">U-FRAME</a>	<a href="#">Inner Wing Left Side With Decals</a>	1
1		<a href="#">84263967</a>	<a href="#">U-FRAME</a>	<a href="#">Inner Wing Right Side With Decals</a>	1
2		<a href="#">18534227</a>	<a href="#">DANGER DECAL</a>	<a href="#">Crushing Hazard</a>	1
3		<a href="#">84250941</a>	<a href="#">PIN</a>	<a href="#">Flag 1.75"</a>	2
4		<a href="#">86614103</a>	<a href="#">NUT 1 1/4"-7, GC</a>		2
5		<a href="#">88556</a>	<a href="#">BOLT,Hex. 5/8" - 11 x 2 1/4", Gr 5</a>		2
6		<a href="#">85700693</a>	<a href="#">NUT 5/8" - 11, Gr C</a>		3
7		<a href="#">84126353</a>	<a href="#">PLATE</a>	<a href="#">Outer Wing Gravity Latch</a>	1
8		<a href="#">88729</a>	<a href="#">BOLT,Hex. 5/8" - 11 x 5" Gr 5</a>		1
9		<a href="#">80299</a>	<a href="#">WASHER 0.69" ID x 1.75" OD x 0.13" Thk</a>		1
10		<a href="#">44006200</a>	<a href="#">BUSHING 16.38mm ID x 28.58mm OD x 15.75mm L</a>		1
11		<a href="#">17618030</a>	<a href="#">BUSHING</a>	<a href="#">1-1/8 Machinery Bushing</a>	2



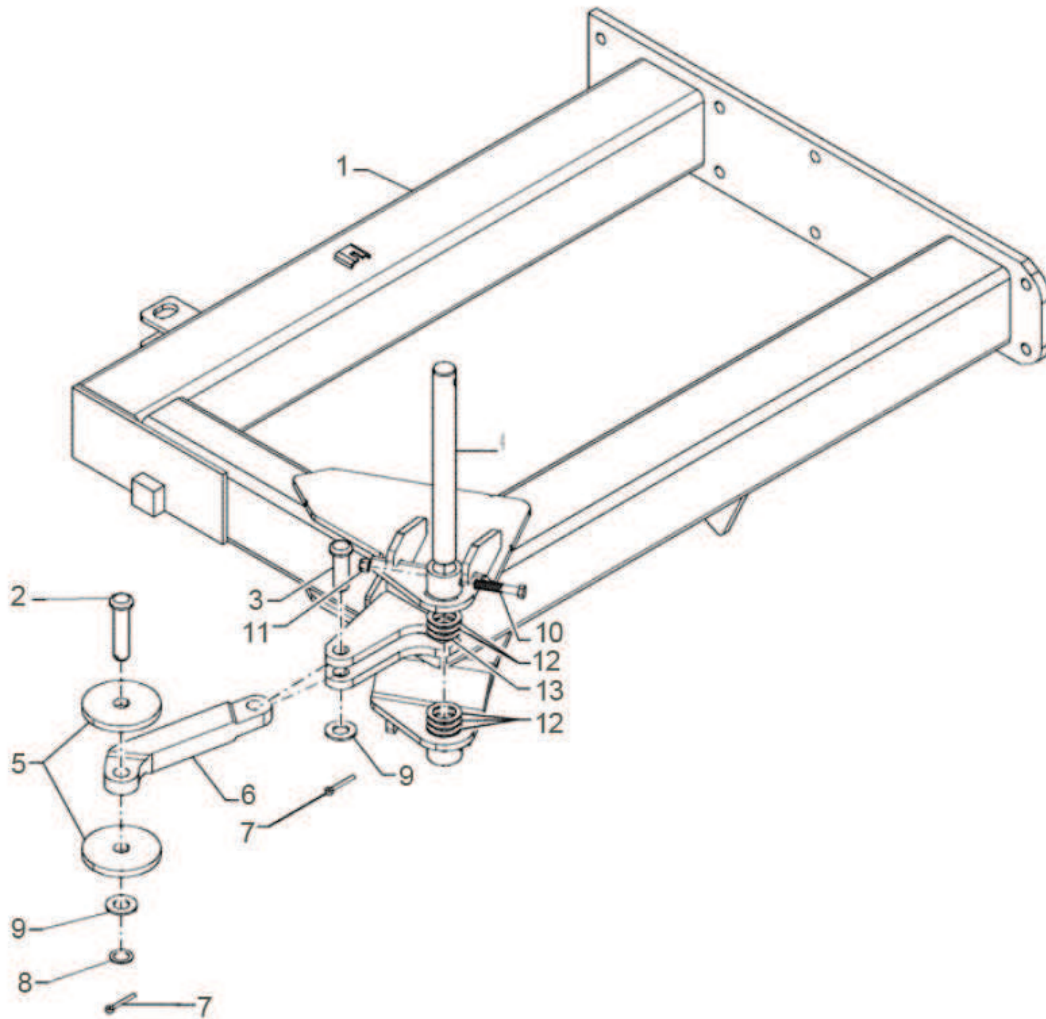
# 940 Middle Wing



#	I	Part #	Part Name	Description	Qty
1		84263969	U-FRAME	<a href="#">Middle Wing, Left Side With Decals</a>	1
1		84263971	U-FRAME	<a href="#">Middle Wing, Right Side With Decals</a>	1
2		18534333	DANGER DECAL	<a href="#">Pinch Hazard</a>	2
3		406660A1	DECAL	<a href="#">Pinch Hazard</a>	1
4		87653276	DECAL	<a href="#">CIH</a>	1
5		84239758	BUSHING	<a href="#">Composite</a>	4
6		87624379	BEARING LINER, 38.27 mm ID x 50.88 mm OD x 25.4 mm	<a href="#">Colter Pivot</a>	2
7		04670230	SPACER	<a href="#">Rubber Pad</a>	1
8		80702	WASHER, 0.44" ID x 1" OD x 0.08" Thk		2
9		9706689	BOLT, Hex, 3/8" - 16 x 1 3/4", Gr 5		2
10		88902	NUT 3/8"-16		2
11		84294070	CONNECTING LINK	<a href="#">Middle Wing Fold</a>	1
12		87755240	PIN		1
13		87339	BOLT, Hex, 1/2" - 13 x 3", Gr 5		1
14		88871	NUT 1/2" - 13, Gr C		6
15		84250969	PIN		2
16		88043	BOLT, Hex, 1/2" - 13 x 3 1/4", Gr 5		2
17		84361453	PLATE	<a href="#">Gravity Latch</a>	1
18		9602203	BOLT, Hex, 3/4" x 5", Gr 8		1
19		280375	NUT 3/4"-10, GC		1
20		84247889	U-FRAME	<a href="#">Bolt On Wing Stop</a>	1
21		84247892	PLATE	<a href="#">Wing Stop</a>	1
22		280831	BOLT, Hex, 1/2" - 13 x 6", Gr 5		4
23		84359104	WASHER, 1.88" ID x 3.38" OD x 0.19" Thk		2
24		87367	WASHER, 1.06" ID x 2" OD x 0.13" Thk		1
25		14816348	PIN, 25.4mm OD x 133.35mm L		1
26		270184	LINCH PIN 6.35mm OD		1

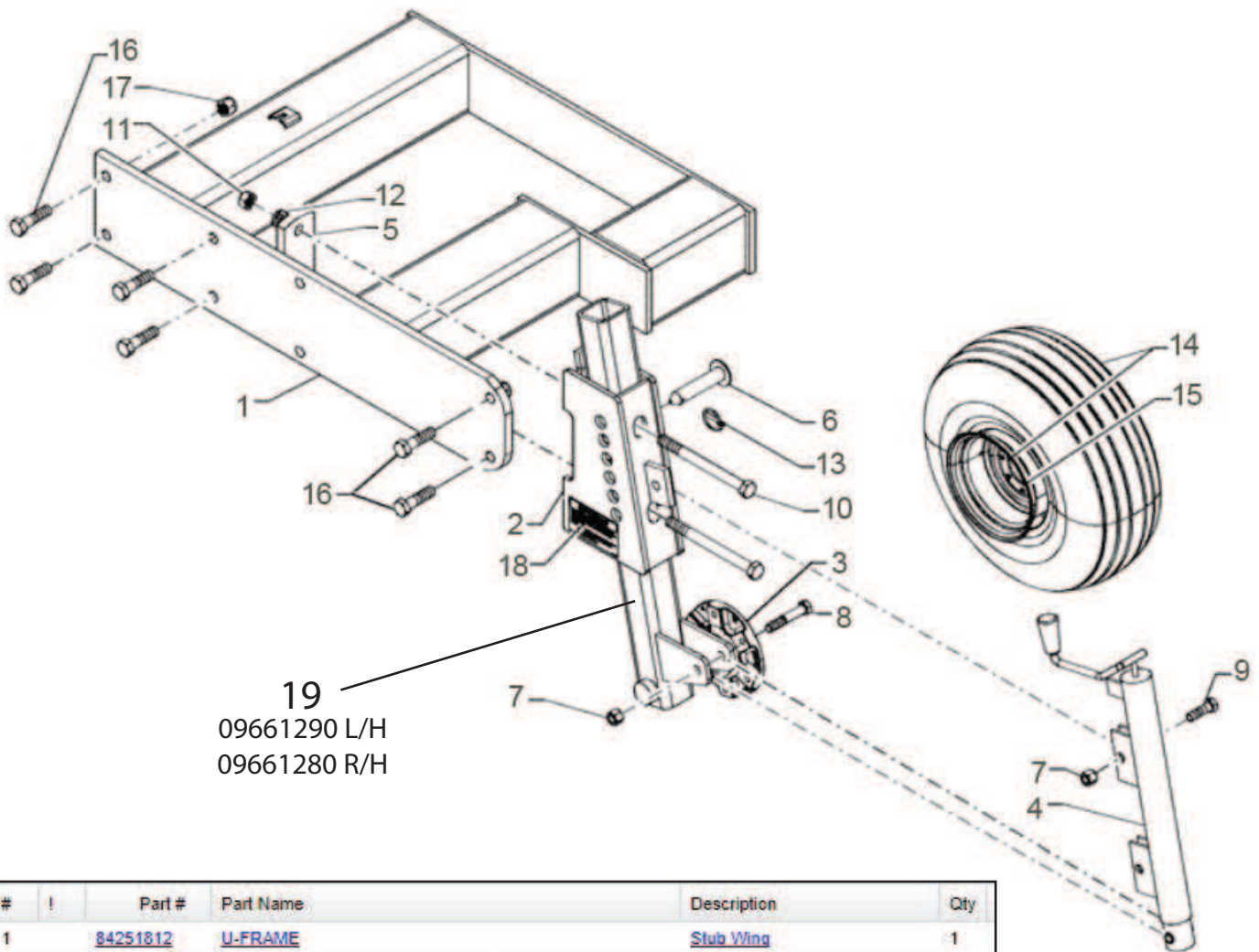


# 940 Outer Wing



#	!	Part #	Part Name	Description	Qty
1		<a href="#">84242110</a>	<a href="#">U-FRAME</a>	<a href="#">LH. Outer Wing</a>	1
1		<a href="#">84254547</a>	<a href="#">U-FRAME</a>	<a href="#">RH. Outer Wing</a>	1
2		<a href="#">86632563</a>	<a href="#">HEADED PIN, 1" OD x 4-1/4" L, Gr 2</a>	<a href="#">1" x 4.25"</a>	1
3		<a href="#">87023161</a>	<a href="#">HEADED PIN, 1" x 3"</a>		1
4		<a href="#">84250895</a>	<a href="#">PIN</a>		1
5		<a href="#">84253278</a>	<a href="#">PLATE</a>		2
6		<a href="#">84255845</a>	<a href="#">PLATE</a>		1
7		<a href="#">88162</a>	<a href="#">COTTER PIN, 1/4" OD x 2" L</a>		2
8		<a href="#">17616021</a>	<a href="#">BUSHING, 25.8mm ID x 38.1mm OD x 2.08mm L</a>		1
9		<a href="#">87367</a>	<a href="#">WASHER, 1.06" ID x 2" OD x 0.13" Thk</a>		2
10		<a href="#">280234</a>	<a href="#">BOLT, Hex, 1/2" - 13 x 3" Gr 5, Full Thd</a>		1
11	!	<a href="#">88871</a>	<a href="#">NUT 1/2" - 13, Gr C</a>		1
12		<a href="#">86632584</a>	<a href="#">WASHER, 1.53" ID x 2.25" OD x 0.12" Thk</a>		1
13		<a href="#">86632585</a>	<a href="#">WASHER, 1.53" ID x 2.25" OD x 0.06" Thk</a>		1

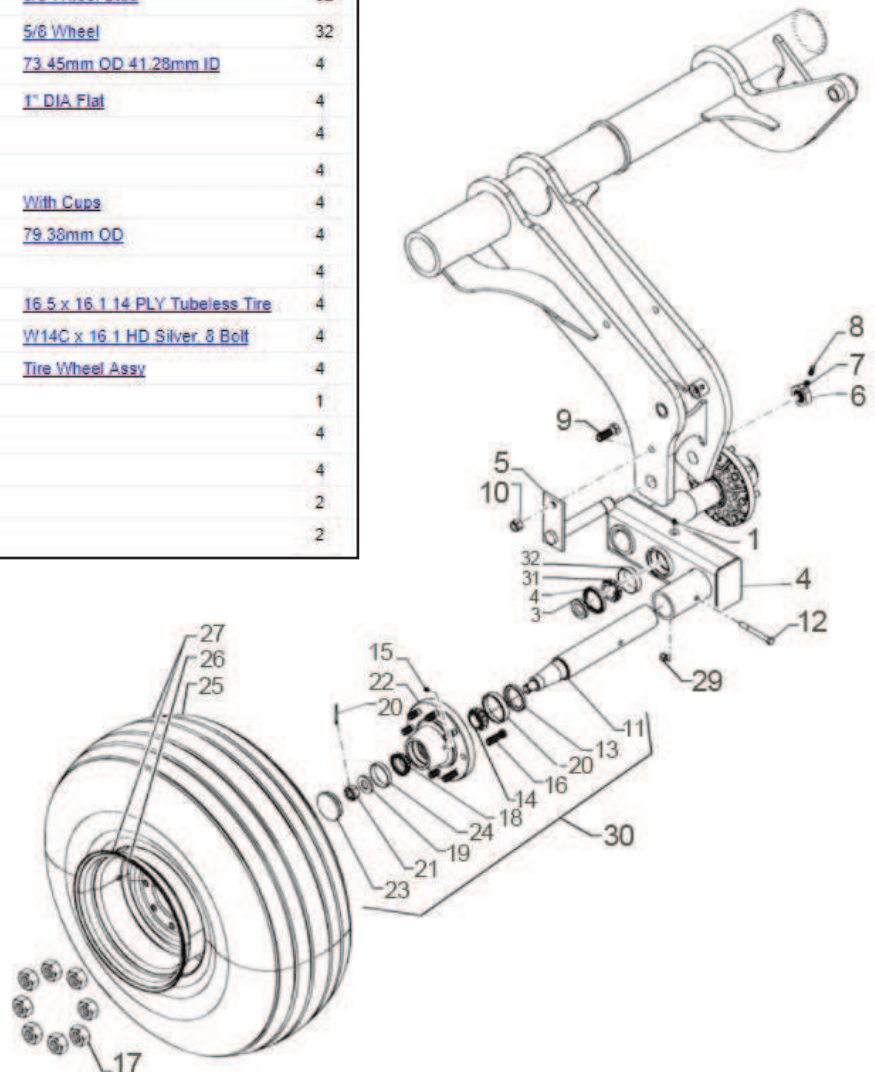
# 940 Stub Wing - 65'



#	!	Part #	Part Name	Description	Qty
1		<a href="#">84251812</a>	<a href="#">U-FRAME</a>	<a href="#">Stub Wing</a>	1
2		<a href="#">84410940</a>	<a href="#">FRAME</a>	<a href="#">Gauge Wheel</a>	1
3	!	<a href="#">28071001</a>	<a href="#">HUB ASSY.</a>	<a href="#">710 - 6 Bolt</a>	1
4		<a href="#">32253000</a>	<a href="#">JACK ASSY.</a>	<a href="#">5000LB</a>	1
5		<a href="#">09576610</a>	<a href="#">LINKAGE</a>	<a href="#">Flat</a>	1
6		<a href="#">14816348</a>	<a href="#">PIN 25.4mm OD x 133.35mm L</a>	<a href="#">1 x 4.25" Weldment</a>	1
7		<a href="#">6395</a>	<a href="#">LOCK NUT 5/8"-11_GB</a>		2
8		<a href="#">280119</a>	<a href="#">BOLT,Hex. 5/8" - 11 x 3 1/2", Gr 5</a>		1
9		<a href="#">86505999</a>	<a href="#">BOLT,Hex. 5/8" - 11 x 2", Gr 5</a>		1
10		<a href="#">86502676</a>	<a href="#">BOLT,Hex. 3/4" - 10 x 8 1/2", Gr 5</a>		2
11		<a href="#">280954</a>	<a href="#">NUT 3/4"-10_G5</a>		2
12		<a href="#">87340</a>	<a href="#">LOCK WASHER,Helical Spring, 0.759" ID, CST, ZND</a>		2
13		<a href="#">270184</a>	<a href="#">LINCH PIN 6.35mm OD</a>	<a href="#">Klik</a>	1
14		<a href="#">NSS</a>	<a href="#">NOT SOLD SEPARAT</a>	<a href="#">20 5-8 x 10 Tire And Wheel</a>	1
15		<a href="#">10106202</a>	<a href="#">WHEEL ASSY.</a>	<a href="#">10 x 6 Silver Wheel</a>	1
16	!	<a href="#">280173</a>	<a href="#">BOLT,Hex. 3/4" - 10 x 2 3/4", Gr 5</a>		6
17		<a href="#">280375</a>	<a href="#">NUT 3/4"-10_GC</a>		6
18		<a href="#">84252093</a>	<a href="#">DECAL</a>	<a href="#">Info Jack, Pull Pin</a>	2

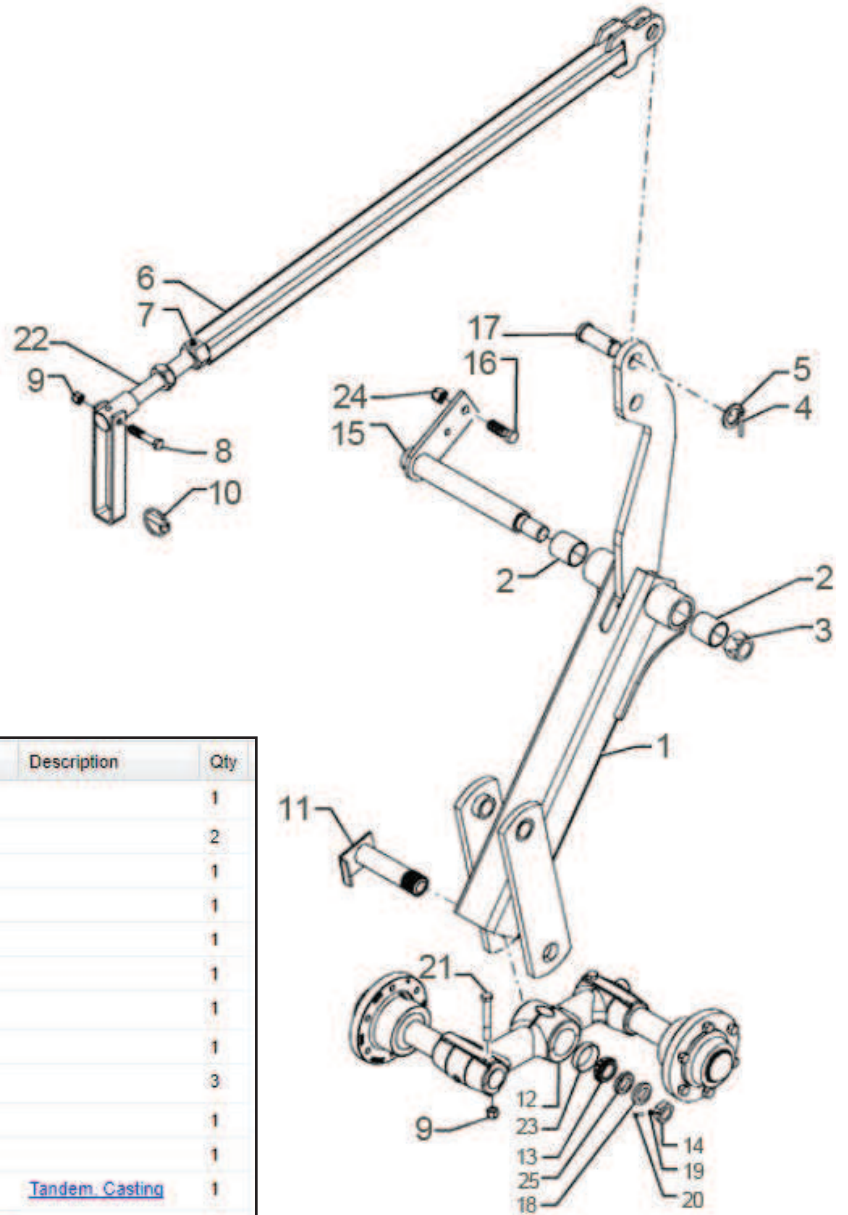
# 940 Main Frame Tandem Assembly

#	!	Part #	Part Name	Description	Qty
1		84242398	AXLE SUPPORT	Right Side	1
1		84242398	AXLE SUPPORT	Left Side	1
2	!	87019498	FITTING	1/8 Grease	6
3	!	06400573	SPACER	Steel Seal	4
4	!	21932510	SEAL		4
5		84242401	PIN	223mm Long	2
6		14032409	NUT	Drilled Jam	2
7		87016560	JAM NUT.Jam. 3/8"-16. G5		2
8		16806045	SET SCREW Sq Hd. 3/8" - 16 UNC x 1"	3/8-16 UNC x 1" Square Head Set	2
9		87403	BOLT.Hex. 3/4" - 10 x 2 1/4". Gr 5		2
10		280375	NUT 3/4"-10. GC		2
11		28860803	SPINDLE	493.26mm Long 69.85mm OD	4
12		87996	BOLT.Hex. 1/2" - 13 x 4 1/2". Gr 5		4
13		21932750	SEAL	Grease	4
14		3216619R91	TAPERED BEARING.55mm ID x 26mm W	Cone	4
15	!	87645504	FITTING		4
16	!	557309R1	BOLT	5/8 Wheel Stud	32
17		554480R1	WHEEL NUT	5/8 Wheel	32
18	!	663557R91	BEARING ASSY.1.625" ID x 2.892" OD x 0.77"	73.45mm OD 41.28mm ID	4
19		17916100	WASHER	1" DIA Flat	4
20	!	663558R1	BEARING CUP		4
21		86020752	SLOTTED NUT		4
22		28760800	HUB ASSY.	With Cups	4
23	!	560950R1	HUB CAP	79.38mm OD	4
24		625743C1	BEARING CUP.90mm OD x 18.5mm W		4
25		NSS	NOT SOLD SEPARAT	16.5 x 16.1 14 PLY Tubeless Tire	4
26		10114269	LAND WHEEL	W14C x 16.1 HD Silver. 8 Bolt	4
27		NSS	NOT SOLD SEPARAT	Tire Wheel Assy	4
28		87400	COTTER PIN. 3/16" x 2"		1
29	!	88871	NUT.1/2" - 13. Gr C		4
30		28560803	HUB ASSY.		4
31		84235556	ROLLER BEARING		2
32	!	84229880	BEARING CUP		2





# 940 Wing Tandem Assembly

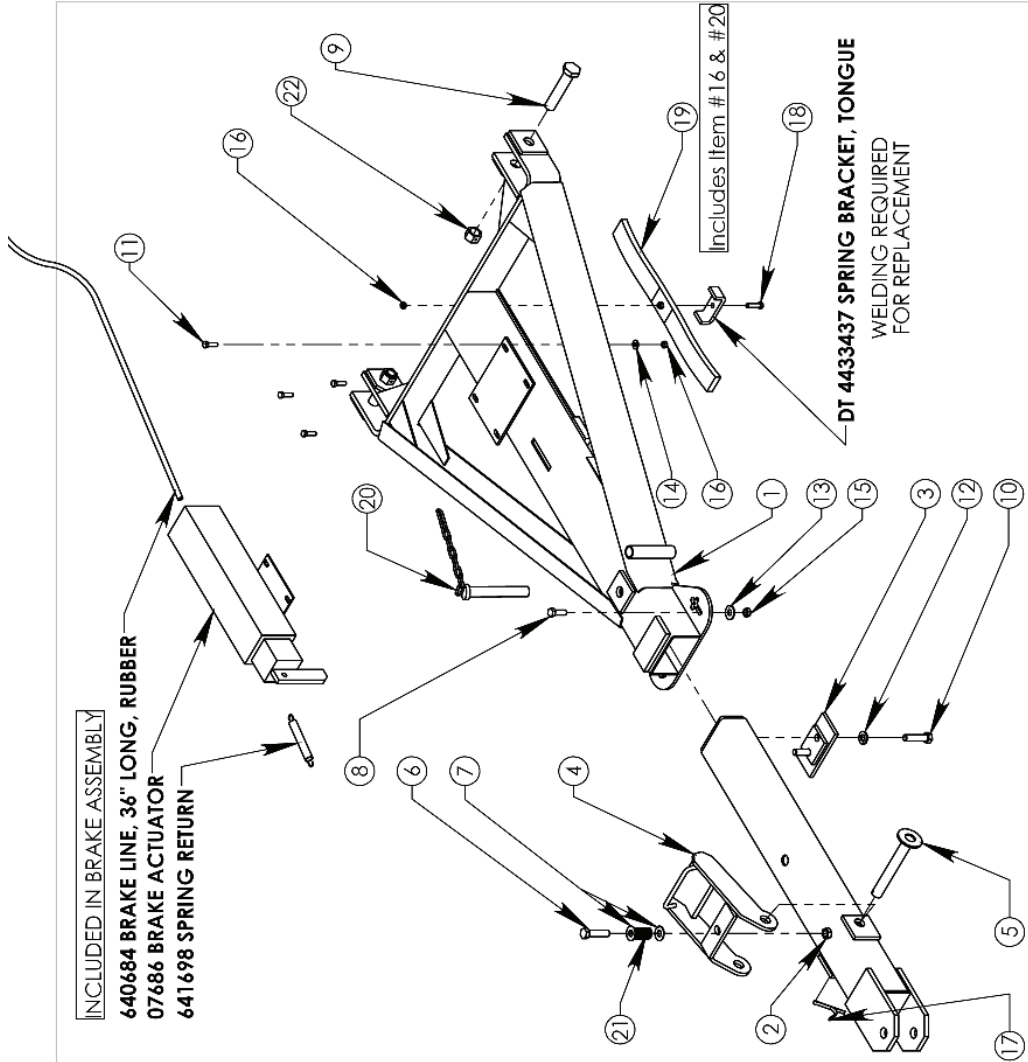


#	I	Part #	Part Name	Description	Qty
1	1	47995145	U-FRAME	Must also order item 2	1
2		87566586	BUSHING		2
3		86614103	NUT 1 1/4"-7 GC		1
4		88182	COTTER PIN 1/4" OD x 2" L		1
5		87613302	WASHER, 1.31" ID x 1.98" OD x 0.18" Thk		1
6		84241496	LINK		1
7	1	87645504	FITTING		1
8		87974	BOLT, Hex 1/2" - 13 x 2 3/4" Gr 5		1
9	1	88871	NUT 1/2" - 13 Gr C		3
10		D33805	PIN		1
11		04661850	PIN		1
12	1	87348188	AXLE	Tandem Casting	1
13	1	160558C91	BEARING ASSY, 1.5005" ID x 2.5635" OD x 0.72"		2
14		14032409	NUT		1
15		84252600	PIN		1
16		86505999	BOLT, Hex 5/8" - 11 x 2" Gr 5		1
17		84156992	PIN		1
18	1	06201425	SPACER		1
19		87016560	JAM NUT, Jam 3/8"-16 Gr 5		1
20		16806045	SET SCREW, Sq Hd 3/8" - 16 UNC x 1"		1
21		86505992	BOLT, Hex 1/2" - 13 x 3 3/4" Gr 5		2
22		84275023	ADJUSTMENT SCREW		1
23	1	478793R1	BEARING CUP		1
24		85700693	NUT 5/8" - 11 Gr C		1
25	1	21932090	SEAL		2



# Dalton Ag Running Gear Tongue Assembly

## 4410168, EXTENDABLE TONGUE ASSEMBLY



extendable tongue assembly

- 4410168 EXTENDABLE TONGUE ASSEMBLY, LESS BRAKE ACTUATOR**  
(Less items to Right and #20)
- 4410169 EXTENDABLE TONGUE WITH BRAKE**  
(Less Item #20)

#	PART NUMBER	QTY.
1	DT 4420260 BRAKE TONGUE FRAME	1
2	DT 4420264 BRAKE TONGUE INNER SLIDE	1
3	DT 4420265 BRAKE TONGUE KEEPER BLOCK	1
4	DT 4420263 BRAKE TONGUE LATCH	1
5	4420262 PIN, 1 x 7.75, .3125 PIN HOLE, WN ADJ TONGUE	1
6	152409 BOLT, .625x2.5 NC GRD 5	1
7	150223 FLAT WASHER, .625 STD PLN	2
8	152206 BOLT .5 NC x 1.5, G5, PLTD	2
9	152429 BOLT, 1 NC x 5, G5, PLTD	2
10	152407 BOLT, .625 NF x 2.5 G8, HH	2
11	151805 BOLT, .375 NC x 1.25, PLTD	4
12	150222 LOCK WASHER, .625, PLTD	2
13	150220 FLAT WASHER, .5 PLTD	2
14	150212 FLAT WASHER, .375 PLTD	4
15	150060 NUT, .5 NC, LOCKING, PLTD	2
16	150022 NUT, .375, LOCKING, PLTD	5
17	4440848 COTTER PIN, .3125 x 3	1
18	151806 BOLT, .375 NC x 1.5, G5, PLTD	1
19	4410188 TONGUE SPRING ASSEMBLY	1
20	4420261 LOCK-OUT PIN WELDMENT	1
21	140148 SPRING	1
22	150061 NUT, 1 NC, CENTERLOCK, PLTD	2

Available:  
610500-SAFETY CHAIN, PAIR

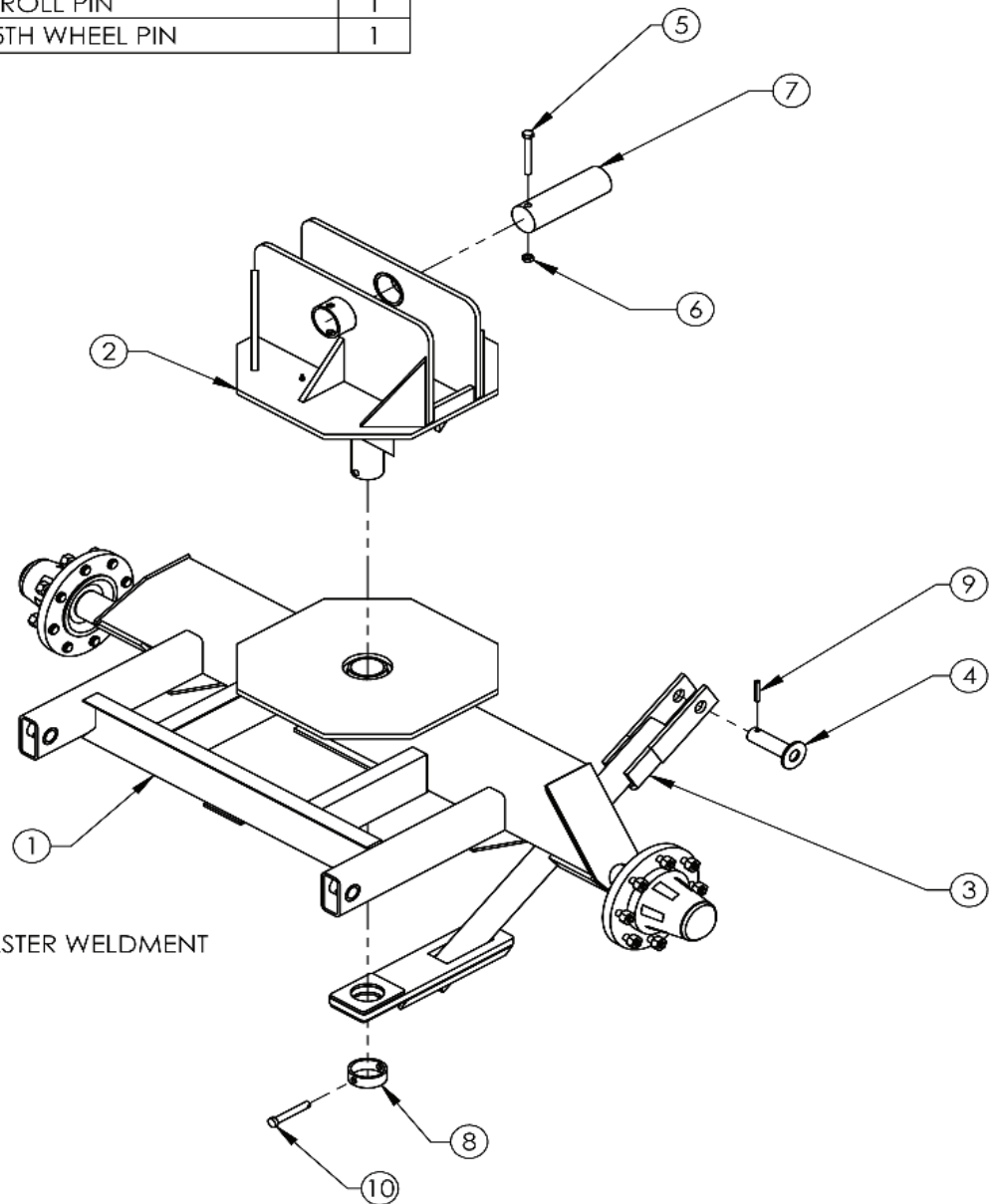
**NOTE: #20 PIN MUST BE INSTALLED DURING FIELD OPERATION... REMOVE TO TRANSPORT!**

# Dalton Ag Running Gear 5th Wheel Assembly

## 5TH WHEEL ASSEMBLY

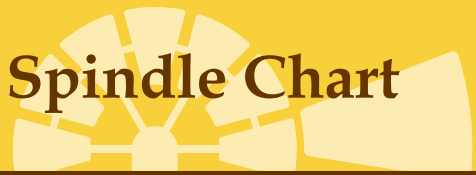
#	PART NUMBER	QTY.
1	4410170 FRONT BOLSTER ASSEMBLY w 8 BOLT HUBS	1
2	4420267 5TH WHEEL WELDMENT W KING PIN	1
3	4420268-1.125 BOLSTER BRACE, WELDMENT	1
4	4420269 PIN WELD, BOLSTER BRACE	1
5	152220 BOLT .5 NC x 4, G8	1
6	150008 NUT, .5 NC, PLTD	1
7	4431077 ROCKER PIN, 2.5 INCH ROUND	1
8	4431071 LOCK COLLAR, BOLSTER BRACE	1
9	640038 ROLL PIN	1
10	4440864 5TH WHEEL PIN	1

Part Number	Description
JTI4420268-11/8	Bolster Brace 1 1/8"
JTI4420268- 17/16	Bolster Brace 1 7/16"
JTI4420269-11/8	Pin Weld, 1 1/8"
JTI4420269- 17/16	Pin Weld, 1 7/16"



DT 4420266 FRONT BOLSTER WELDMENT  
(LESS HUBS)

# Dalton Ag Running Gear Hub & Spindle Chart

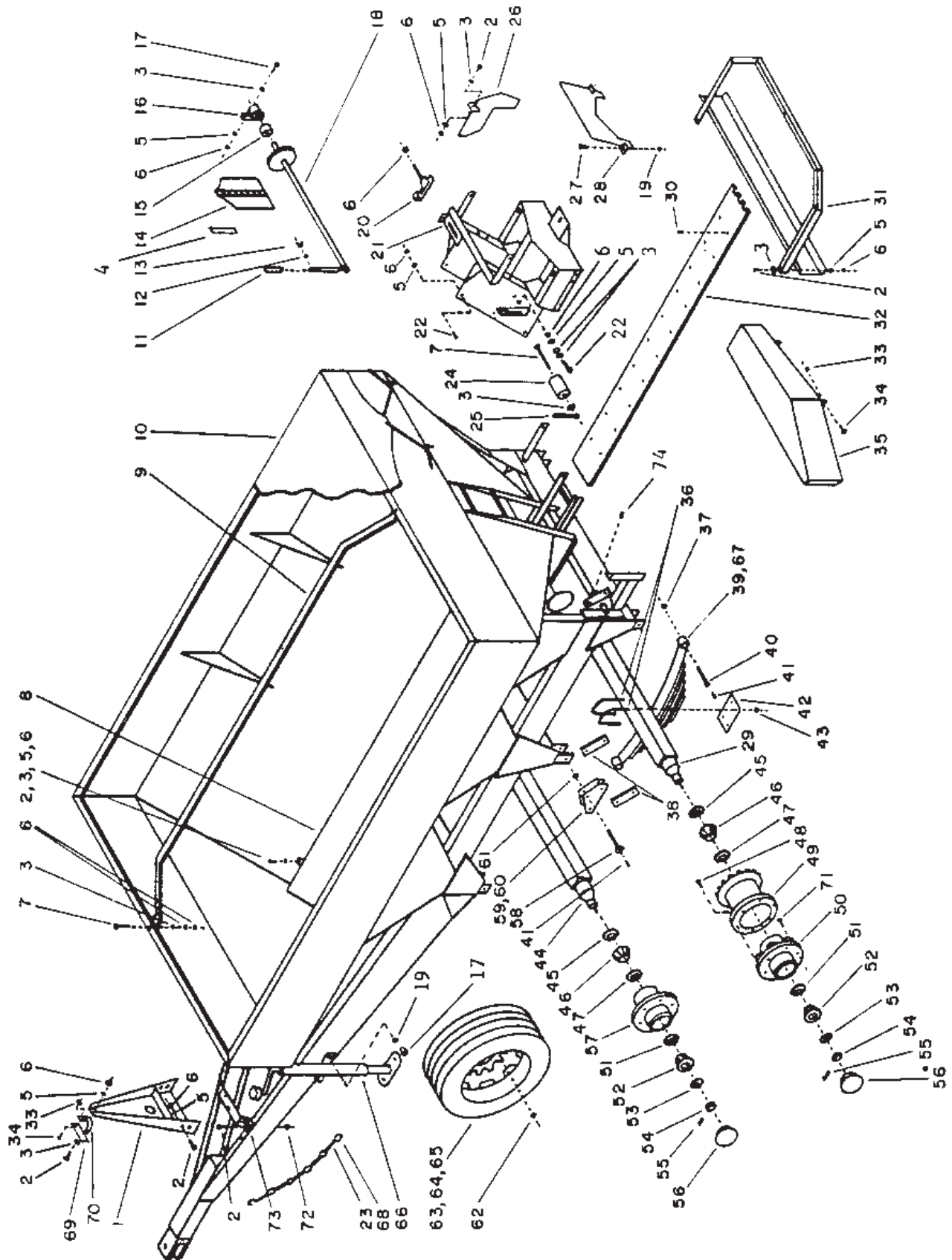


wndt & rp, spindle and hub sheet

FRONT			WNDT MODELS	REAR		
SPINDLE	HUB	HUB ASSEMBLY		SPINDLE	HUB	HUB ASSEMBLY
641793-2.5"x14"	813	4410089	1000-SA	S5199-K-00-3"x18.25"	758	2001113
641793-2.5"x14"	813	4410089	1000	1002188-3"x18.25"	819	1002194
641793-2.5"x14"	813	4410089	1500	1002188-3"x18.25"	819	1002194
641793-2.5"x14"	813	4410089	2000	1002188-3"x18.25"	819	1002194
S5199-K-00-3"x18.25"	758	2001113	GN-SA-BOLT ON	S5199-K-00-3"x18.25"	758	2001113
1002188-2.5"x15"	819	1002194	1000GN-SA	S5199-K-00-3"x18.25"	758	2001113
1002188-2.5"x15"	819	1002194	2000GN-SA	S5199-K-00-3"x18.25"	758	2001113
1002188-2.5"x15"	819	1002194	1000GN	1002188-3"x18.25"	819	1002194
1002188-2.5"x15"	819	1002194	1500GN	1002188-3"x18.25"	819	1002194
S5199-K-00-3"x16"	758	2001113	1850GN	S5199-K-00-3"x18.25"	758	2001113
1002188-2.5"x15"	819	1002194	2000GN	1002188-3"x18.25"	819	1002194
1002188-2.5"x15"	819	1002194	3000GN	S5199-K-00-3"x18.25"	758	2001113
FRONT			REACH POLE MODELS	REAR		
SPINDLE	HUB	HUB ASSEMBLY		SPINDLE	HUB	HUB ASSEMBLY
4440633	Q888	4410086	1300/1360	4440633	Q888	4410086
140350-2.5"-13"	130752	4410087	1600/1660	140350-2.5"-13"	130752	4410087
641793-14"	813	4410089	1800/1860	641793-14"	813	4410089

\*\*\* BRAKE FLANGES \*\*  
 635989-2.5 BRAKE FLANGE FOR 2.5" SPINDLE  
 635989-2.75 BRAKE FLANGE FOR 2.75" SPINDLE  
 635989-3 BRAKE FLANGE FOR 3" SPINDLE

# S-500 Hopper Parts





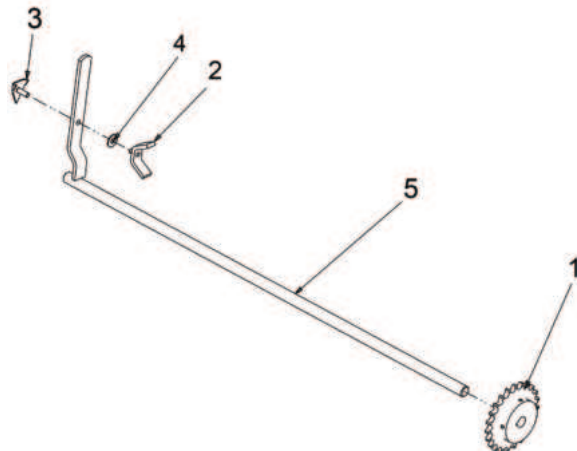
# S-500 Hopper Parts



Ref. #	Part #	Qty.#	Description
1	WR15152	1	PTO Support
2	NAP	14	Hex Hd. Cap Screw, 3/8" - 16 UNC x 1" Lg. (Grade 5)
3	NAP	17	Flat Washer, 3/8" I.D.
4	WR20957	1	20° Gate Scale
5	WR10420	20	Lock Washer, 3/8" I.D.
6	42573PF	25	Hex Nut, 3/8" - 16 UNC
7	WR10233	3	Carriage Bolt, 3/8" - 16 UNC x 4 1/2" Lg. (Grade 5)
8	WR14251	1	Conveyor Hood
	WR19232	1	Conveyor Hood - SS (not shown, used on 409 SS hopper - option 00201)
9	WR14857	1	Tarp Bow
10	WR17471	1	Tarp w/S hock Cord
11	WR17332	1	Vinyl Grip
12	NAP	1	Flat Washer, 5/16" I.D. (included w/ item 18)
13	WR21701	1	Wing Nut (included w/ item 18)
14	WR21193	1	Rear Gate
15	WR10448	1	Set Collar, 3/4" I.D.
16	WR10654	1	Journal Bearing, 3/4" Bore
17	NAP	3	Hex Hd. Cap Screw, 3/8" - 16 UNC x 1 1/4" Lg. (Grade 5)
18	507366D1	1	Metering Shaft <b>SEE DRAWING BELOW</b>
19	NAP	3	Serrated Flange Nut, 3/8" - 16 UNC
20	WR15238	1	Belt Guide
21	WR16080	1	Rear End
22	NAP	6	Hex Hd. Cap Screw, 3/8" - 16 UNC x 3/4" Lg. (Grade 5)
23	WR29235	2	Safety Chain, 5/16" x 3' Lg. w/ Grab Hook
24	WR16548	1	Bushing - Hardwood
25	WR22743	1	Box Rod Nut, 3/8" - 16 UNC (see note)
26	WR16133	1	Divider
27	WR17813	3	Carriage Bolt, 3/8" - 16 UNC x 1" Lg. SS
28	WR16068	1	Rear Deflector
29	WR20064	1	Axle
30	NAP	20	Pop Rivet 3/16" x 3/8" to 1/2" Lg. SS
31	WR19233	1	Splash Shield and Bumper
32	WR14798	1	Ryertex Floor Plate
33	NAP	3	Center Lock Nut, 5/16" - 18 UNC
34	NAP	3	Hex Hd. Cap Screw, 5/16" - 18 UNC x 1" Lg. (Grade 5)
35	WR15232	1	Rear Belt Shield
36	WR15058	8	U-Bolt
37	WR11530	12	Center Lock Nut, 5/16" - 18 UNF
38	WR15504	8	Shackle Arm
39	WR37837	4	Spring Assembly w/ Bushings
	WR20611	4	Main Leaf Spring (included w/ item 39)

Ref. #	Part #	Qty.#	Description
40	WR127857	12	Spring Bolt
41	WR35317	14	Straight Grease Zerk, 1/4" - 28 UNF
42	WR15059	4	Clip Plate
43	42788PF	16	Self Locking Nut, 5/8" UNF
44	WR15065	1	Axle
45	WR15487	4	Grease Seal
46	WR15488	4	Inner Bearing Cone
47	WR15494	4	Inner Bearing Cup (Included w/ items 50 and 57)
48	WR10268	6	Socket Hd. Set Screw, 1/2" - 20 UNF x 1" Lg. (Grade 5)
49	WR14875	1	Ground Drive Hub and Sprocket
50	WR19123	1	Hub - Brake w/ Bearing Cups
51	WR15493	4	Outer Bearing Cup (Included w/ items 50 and 57)
52	WR15490	4	Outer Bearing Cone
53	WR10413	4	Flat Washer, 7/8" I.D. (extra heavy)
54	WR11550	4	Castle Nut, 7/8" - 14 UNF
55	NAP	4	Cotter Pin, 1/8" Dia. x 1 1/2" Lg.
56	WR15491	4	Hub Cap
57	WR19122	3	Hub - Plain w/ Bearing Cups
58	WR15129	2	Equalizer Bolt
59	WR15500	2	Equalizer Arm w/ Bushings
60	WR15503	6	Bushing (included w/ item 59)
61	364027X1	2	Center Lock Nut, 3/4" - 16 UNF
62	WR19125	24	Wheel Nut, 1/2" - 20 UNF w/ 90° Bevel (Included w/ items 50 and 57)
63	WR10732	4	Tire, 11L x 15 - 8 Ply Tubeless
	WR10734	4	Tire, 12.5L x 15 - 8 Ply Tubeless (optional)
64	WR10827	4	Wheel, 10 x 15 - 6 Holes on 6" Dia. B.C.
65	NAP	4	Valve Stem w/ Cap - Rubber
66	WR22432	1	Jack Assembly (see replacement parts)
67	WR15507	8	Bushing (included w/ item 39)
68	WR10515	2	Quick Link, 3/8"
69	WR10493	1	Latch
	WR10491	1	PTO Clamp Assembly (includes items 69, 70 and one each of items 33 and 34)
70	WR10492	1	PTO Clamp
71	WR19124	24	Wheel Stud, 1/2" - 20 UNF x 1 3/8" Lg. (Included w/ items 50 and 57)
72	NAP	2	Center Lock Nut, 3/8" - 16 UNC
73	WR20534	1	PTO Bearing Mount
74	70915276	1	90° Grease Zerk, 1/8" - 27 NPT
	WR20427	-	Chain Guide (Not shown, included w/ item 49)

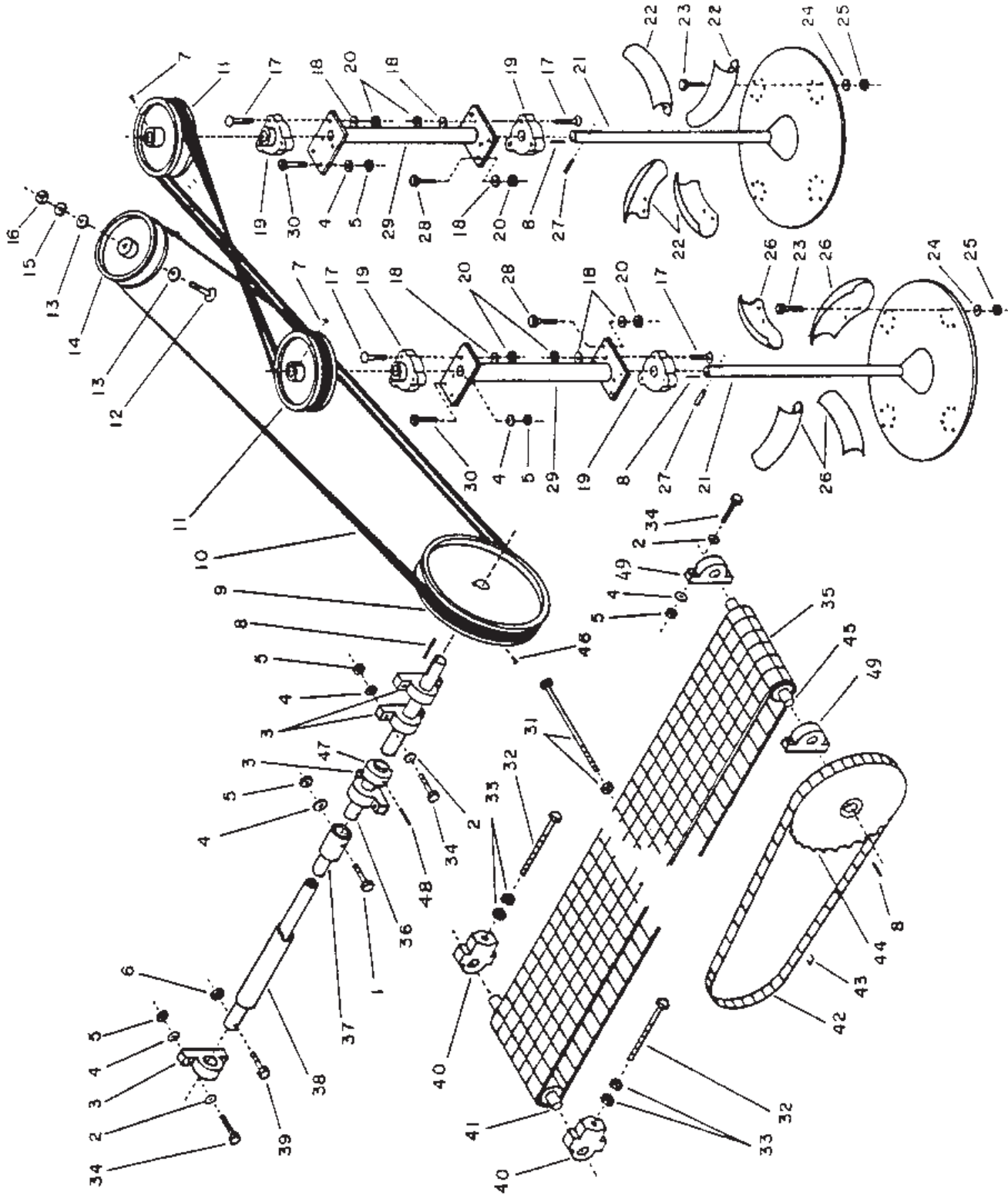
**NOTE:** When equipped with optional rope control or single spinner option item 25 part # is 22743.



## Metering Shaft Assembly

Ref. #	Part #	Qty.#	Description
1	WR10688	1	Sprocket
2	WR21701	1	Wing Nut
3	WR24980	1	Clip
4	700709602	1	Washer
5	507366D1	1	Metering Shaft

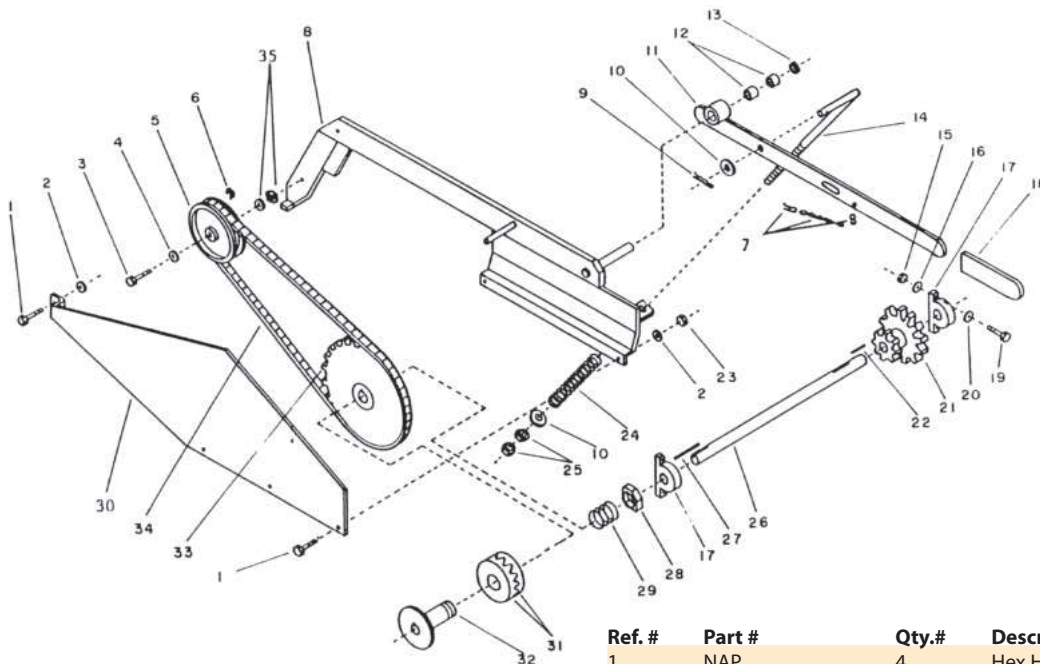
# S-500 Spinner Drive & Conveyor Parts



# S-500 Spinner Drive & Conveyor Parts

Ref. #	Part #	Qty.#	Description
1	NAP	1	Hex Hd. Cap Screw, 3/8" - 16 UNC x 1 3/4" Lg. (Grade 5)
2	NAP	2	Flat Washer, 3/8" I.D.
3	WR10636	4	Pillow Block Bearing, 1" Bore
4	WR10420	15	Lock Washer, 3/8" I.D.
5	42573PF	15	Hex Nut, 3/8" - 16 UNC
6	NAP	1	Center Lock Nut, 3/8" - 16 UNC
7	WR10240	4	Sq. Hd. Set Screw, 5/16" - 18 UNC x 3/4" Lg.
8	NAP	4	Key, 1/4" x 1/4" Keystock x 1 1/4" Lg.
9	WR10454	1	Sheave, 8" Dia., Single Groove, "B" Section, 1" Bore, 1/4" x 1/8" Keyway
10	WR10487	1	V-Belt (BB-112) For 40' Spread Pattern
10	*WR38791	1	V-Belt (50' Pattern)
11	WR136375	2	Sheave, 6" Dia., Deep Groove, "B" Section, 1" Bore, 1/4" x 1/8" Keyway
11	*WR136376	1	Sheave (50' Pattern)
12	NAP	1	Carriage Bolt, 5/8" - 11 UNC x 2 1/2" Lg.
13	NAP	2	Flat Washer, 5/8" I.D.
14	WR10464	1	V-idler Sheave, 6 1/2" Dia., 5/8" Bore
15	WR10423	1	Lock Washer, 5/8" I.D.
16	WR11532	1	Hex Nut, 5/8" - 11 UNC SS
17	NAP	12	Carriage Bolt, 5/16" - 18 UNC x 1 1/2" Lg.
18	NAP	16	Lock Washer, 5/16" I.D.
19	WR10645	4	3 Hole Flange Bearing, 1" Bore
20	NAP	16	Hex Nut, 5/16" - 18 UNC
21	WR16584	2	Distributor Fan
	WR15226	1	Distributor Blade Kit (includes items 22 thru 26)
22	WR16583	4	Distributor Blade - Right
23	NAP	16	Hex Hd. Cap Screw, 1/4" - 20 UNC x 3/4" Lg. (Grade 5)
24	NAP	16	Lock Washer, 1/4" I.D.
25	NAP	16	Hex Nut, 1/4" - 20 UNC
26	WR16595	4	Distributor Blade - Left
27	NAP	2	Roll Pin, 1/8" Dia. x 1 1/4" Lg.
28	NAP	4	Hex Hd. Cap Screw, 5/16" - 18 UNC x 1" Lg. (Grade 5)
29	WR15222	2	Distributor Mount
30	NAP	2	Hex Hd. Cap Screw, 3/8" - 16 UNC x 1" Lg. (Grade 5)
31	WR10513	1	Splice Pin & Nut
32	WR10270	2	Hex Hd. Cap Screw, 1/2" - 13 UNC x 5" Lg. SS
33	32923PF	4	Hex Nut, 1/2" - 13 UNC
34	NAP	12	Hex Hd. Cap Screw, 3/8" - 16 UNC x 1 1/2" Lg. (Grade 5)
35	WR10506	1	Conveyor Chain, 192" Lg.
36	WR21539	1	Rear Line Shaft
37	WR14805	1	Front Line Shaft
38	WR14800	1	PTO Shield
39	NAP	1	Hex Hd. Cap Screw, 3/8" - 16 UNC x 2 1/2" Lg. (Grade 5)
40	WR10652	2	Take-up Bearing w/ Relube & 2 Set Screws, 1" Bore (medium duty)
41	WR15195	1	Front Roller
42	WR10629	1	Conveyor drive Chain, RC-2050 SS x 41 1/4" Lg.
43	WR10633	1	Connector Link, RC-2050 SS
44	WR12363	1	Rear End Sprocket
45	WR16597	1	Rear Drive Roller & Roller Shaft
46	WR10241	2	Sq. Hd. Set Screw, 3/8" - 16 UNC x 5/8" Lg.
47	WR21533	1	Set Collar - Modified
48	NAP	1	Roll Pin, 1/4" Dia. x 1 1/2" Lg.
49	WR10639	2	Pillow Block Bearing, 1" Bore
	WR22001	2	PTO Assembly - Weasler 540 (not shown - see replacement parts)
	WR22765	1	Distributor Blade Kit - Long Life (not shown)

# S-500 / S-500 NT Ground Drive Parts



Ref. #	Part #	Qty.#	Description
1	NAP	4	Hex Hd. Cap Screw, 1/4" - 20 UNC x 3/4" Lg. (grade 5)
2	NAP	4	Lock Washer, 1/4" I.D.
3	AG027701	1	Hex Hd. Cap Screw, 5/8" - 18 UNF x 2" Lg. (grade 5)
4	WR10423	1	Lock Washer, 5/8" I.D.
5	WR10461	1	Flat Idler Sheave, 4 1/2" Dia., 5/8" Bore
6	WR10575	1	Connector Link, RC-50 SS
7	WR20992	1	Engaging Lever Chain Assembly
8	WR14878	1	Ground Drive Engaging Arm
9	NAP	1	Cotter Pin, 1/8" Dia. x 1 1/2" Lg.
10	NAP	2	Flat Washer, 1/2" I.D.
11	WR15251	1	Engaging Lever
11	*WR20507	1	Engaging Lever (S-500 NT)
12	WR22547	2	Bushing - Nylon
12	*WR21425	2	Bushing - Nylon (S-500 NT)
13	WR10449	1	Set Collar, 1" I.D.
14	WR15095	1	Ground Drive Linkage
15	42573PF	4	Hex Nut, 3/8" - 16 UNC
16	WR10420	4	Lock Washer, 3/8" I.D.
17	WR10636	2	Pillow Block Bearing, 1" Bore
18	WR17317	1	Vinyl Grip
19	NAP	4	Hex Hd. Cap Screw, 3/8" - 16 UNC x 1 1/2" Lg. (grade 5)
20	NAP	4	Flat Washer, 3/8" I.D.
21	WR12368	1	Drive Sprocket
22	NAP	1	Key, 1/4" x 1/4" Keystock x 1 1/4" Lg.
23	NAP	3	Hex Nut, 1/4" - 20 UNC
24	WR16617	1	Spring
25	32923PF	2	Hex Nut, 1/2" - 13 UNC
26	WR15093	1	Ground Drive Jack Shaft
26	*WR20526	1	Ground Drive Jack Shaft (S-500 NT)
27	NAP	1	Key, 1/4" x 1/4" Keystock x 4" Lg.
28	WR10663	1	Slip Clutch Assy. (includes items 28, 29, 31, 32, and 33)
28	WR10668	1	Slip Clutch Nut
29	WR10669	1	Slip Clutch Spring
30	WR15244	1	Outer Shield
31	WR10667	2	Slip Clutch Floating Jaw
32	WR10664	1	Slip Clutch Hub
33	WR10666	1	Sprocket, 50-A-54, 2" Bore
34	WR19130	1	Ground Drive Chain, RC-50 SS x 76 7/8" Lg.
35	NAP	2	Flat Washer, SAE 5/8" I.D.
-	WR14880	1	Bearing Support Weldment

\* Used on S-500 NT



# Davis Equipment Corporation



## Follow Us on Twitter!

Get the latest on product information and specials, enter our giveaways, and see the faces behind Davis Equipment Corporation.

Follow us today!

## Did you know?

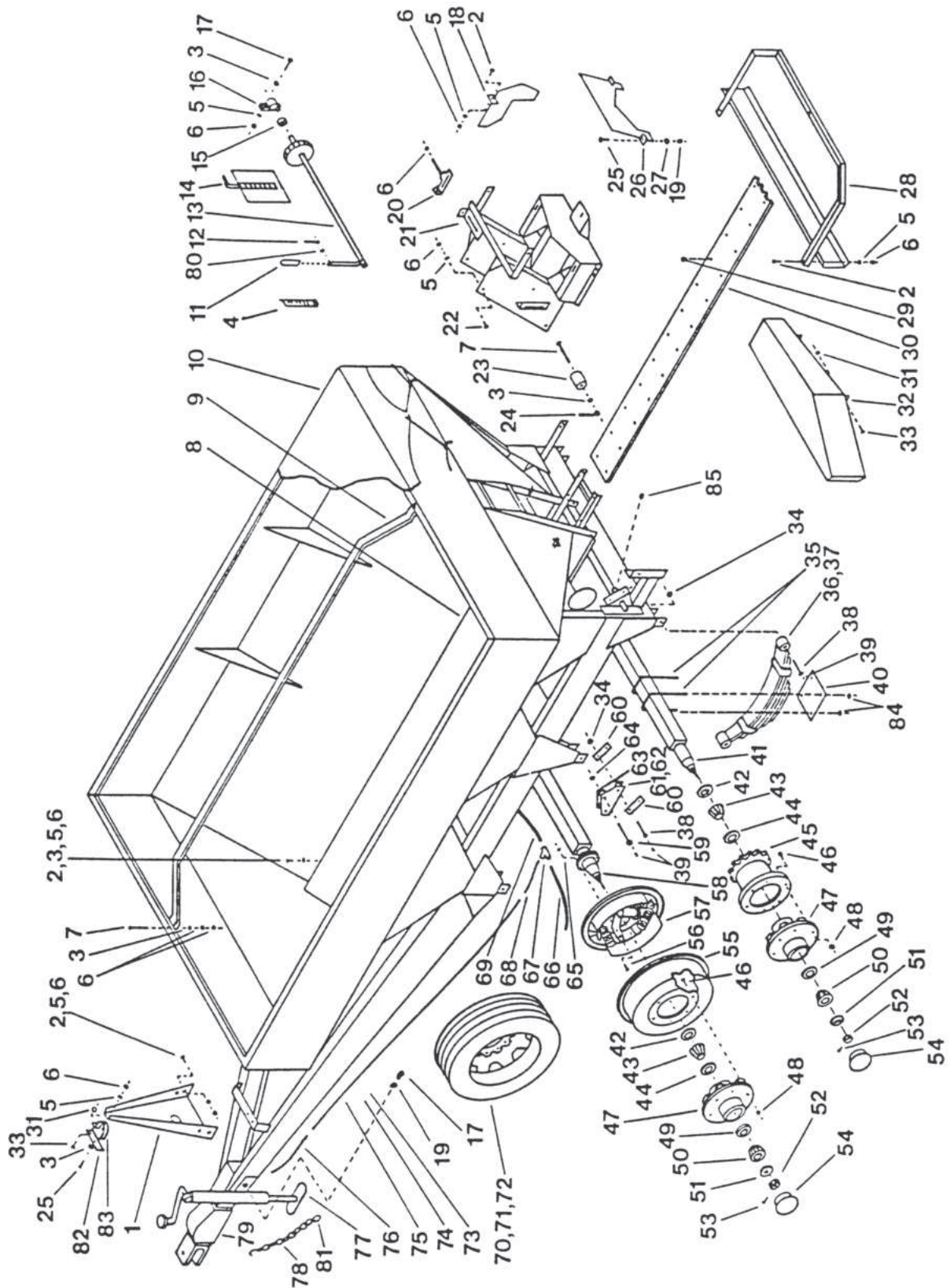
You can submit a parts request online online!

Simply visit  
[www.davisequip.com/parts-request/](http://www.davisequip.com/parts-request/)  
or scan this QR code.



Coming in late 2024, we'll offer the ability to search and pay for your parts all on our site- like any other e-commerce site.

# S-600 / S-800 Hopper Parts

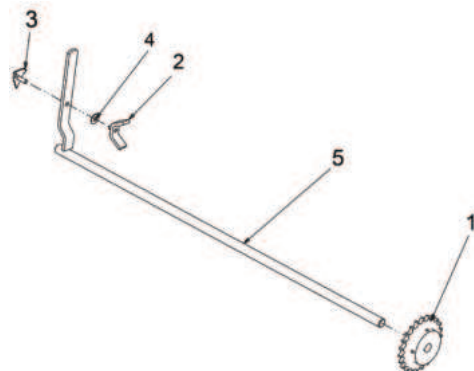


# S-600 / S-800 Hopper Parts

Ref. #	Part #	Qty.#	Description
1	WR15152	1	PTO Mount
2	NAP	14	Hex Hd. Cap Screw, 3/8" - 16 UNC x 1" Lg. (Grade 5)
3	NAP	12	Flat Washer, 3/8" I.D.
4	WR20957	1	Gate Scale
5	WR10420	22	Lock Washer, 3/8" I.D.
6	42573PF	28	Hex Nut, 3/8" - 16 UNC
7	WR10233	3	Carriage Bolt, 3/8" - 16 UNC x 4 1/2" Lg. (Grade 5)
8	WR15179	1	Conveyor Hood
	WR19172	1	Conveyor Hood - S.S. (not shown, used on 409 S.S. Hopper - option 00202)
9	WR15187	1	Tarp Bow
10	WR17469	1	Tarp w/Shock Cord
11	WR17332	1	Vinyl Grip
12	WR21701	1	Wing Nut (included w/ item 13)
13	WR14855	1	Metering Shaft <b>SEE DRAWING BELOW</b>
14	WR21193	1	Rear Gate
15	WR10448	1	Set collar, 3/4" I.D.
16	WR10654	1	Journal Bearing, 3/4" Bore
17	NAP	3	Hex Hd. Cap Screw, 3/8" - 16 UNC x 1 1/4" Lg. (Grade 5)
18	WR16133	1	Divider
19	NAP	3	Serrated Flange Nut, 3/8" - 16 UNC
20	WR15238	1	Belt Guide
21	WR16080	1	Rear End
22	NAP	6	Hex Hd. Cap Screw, 3/8" - 16 UNC x 3/4" Lg. (Grade 5)
23	WR16548	1	Hardwood Tightener Block
24	WR22743	1	Box Rod Nut, 3/8" - 16 UNC (see note)
25	WR17813	3	Carriage Bolt, 3/8" - 16 UNC x 1" Lg., S.S.
26	WR16065	1	Rear Deflector
27	WR17815	2	Flat Washer, 3/8" I.D., S.S.
28	WR19171	1	Splash Shield and Bumper
29	NAP	26	Rivet, 3/16" Dia. x 3/8" To 1/2" Lg., S.S.
30	WR15125	1	Ryertex Floor Plate
31	NAP	3	Center Lock, Nut, 5/16" - 18 UNC
32	WR15232	1	Rear Belt Shield
33	NAP	3	Hex Hd. Cap Screw, 5/16" - 18 UNC x 1" Lg. (Grade 5)
34	364027X1	12	Center Lock Nut, 3/4" - 16 UNF
35	WR16717	8	Axle U-Bolt
36	ACM4227920	4	Spring Assembly w/ Bushings
37	WR16719	8	Bushing (included w/ item 36)
38	WR15129	12	Spring Bolt
39	13811X	14	Straight Grease Zerk, 1/4" - 28 UNF
40	WR16716	4	Spring Plate
41	WR15150	1	Axle Weldment w/o Brake Flanges
42	WR15433	4	Grease Seal
43	882554M914	4	Inner Bearing Cone
44	WR15442	4	Inner Bearing Cup (included w/ item 47)
45	WR15265	1	Hub
46	826370	32	Wheel Bolt, 5/16" - 18 UNF x 2 1/2" Lg. (Grade 5)
47	WR15435	4	Hub w/Bearing Cups

48	WR15443	32	Wheel Bolt Nut, 5/16" - 18 UNF
49	70209987	4	Outer Bearing Cup (included w/ item 47)
50	70240445	4	Outer Bearing Cone
51	WR15437	4	Spindle Washer, 1" I.D.
52	WR15439	4	Spindle Nut, 1" - 14 UNF
53	NAP	4	Cotter Pin, 3/16" dia. x 1 1/2" Lg.
54	WR15438	4	Hub Cap
55	WR15429	2	Brake Drum
56	WR10215	8	Hex Hd. Cap Screw, 1/2" - 20 UNF x 1" Lg. (Grade 5)
57	WR15427	1	LH Brake Cluster Assembly
	WR15428	1	RH Brake Cluster Assembly (not shown)
58	WR15145	1	Axle Weldment w/ Brake Flanges
59	WR15130	2	Equalizer Bolt
60	WR15162	8	Shackle Arm w/o Stops
61	WR15154	2	Equalizer Arm w/ Bushings
62	WR15157	4	Bushing (included w/ item 61)
63	WR14341	2	Bushing (included w/ item 61)
64	WR11559	2	Center Lock Nut, 1" - 14 UNF
65	353437X1	8	Hex Nut, 1/2" - 20 UNF
	WR15459	1	2-Wheel Brake Line Kit w/ Fittings (includes items 66 thru 69 and 73 thru 76)
66	WR15318	1	Tubing Assembly, 17" Lg.
67	WR15344	1	Frame Tee w/ Clip
68	WR15343	1	Hydraulic Hose Assembly, 18 7/8" Lg.
69	WR15328	1	Tubing Assembly, 50" Lg.
70	NAP	4	Tire, 16.5L x 16.1, 8 Ply Tubeless
	NAP	4	Tire, 19L x 16.1, 10 Ply Tubeless (optional)
71	WR10828	4	Wheel, 11 x 16.1
72	NAP	4	Valve Stem w/ Cap, Rubber
73	WR15345	2	Hose Clip
74	WR15346	2	Hose Bracket
75	WR15335	1	Tubing Assembly, 82" Lg.
76	WR15342	1	Hydraulic Hose Assembly, 13" Lg.
77	WR22432	1	Jack Assembly (see replacement parts)
78	WR10519	2	Safety Chain, 3/16" x 3' Lg. w/ 5/16" Grab Hook
79	WR15375	1	Brake Actuator Assembly (see replacement parts)
80	NAP	1	Flat Washer, 5/16" I.D. (included w/ item 13)
81	WR10515	2	Quick Link, 3/8"
	WR20429	-	Chain Guide (not shown, included w/ item 45)
82	WR10493	1	Latch
	WR10491	1	PTO Clamp Assembly (includes items 82, 83, and one each of items 31 and 33)
83	WR10492	1	PTO Clamp
84	WR20321	16	Nut, 3/4" - 16 UNF (Nylock)
85	70915276	1	90° Grease Zerk, 1/8" - 27 NPT

NOTE: When equipped with optional rope control item 24 Part # is 22743.

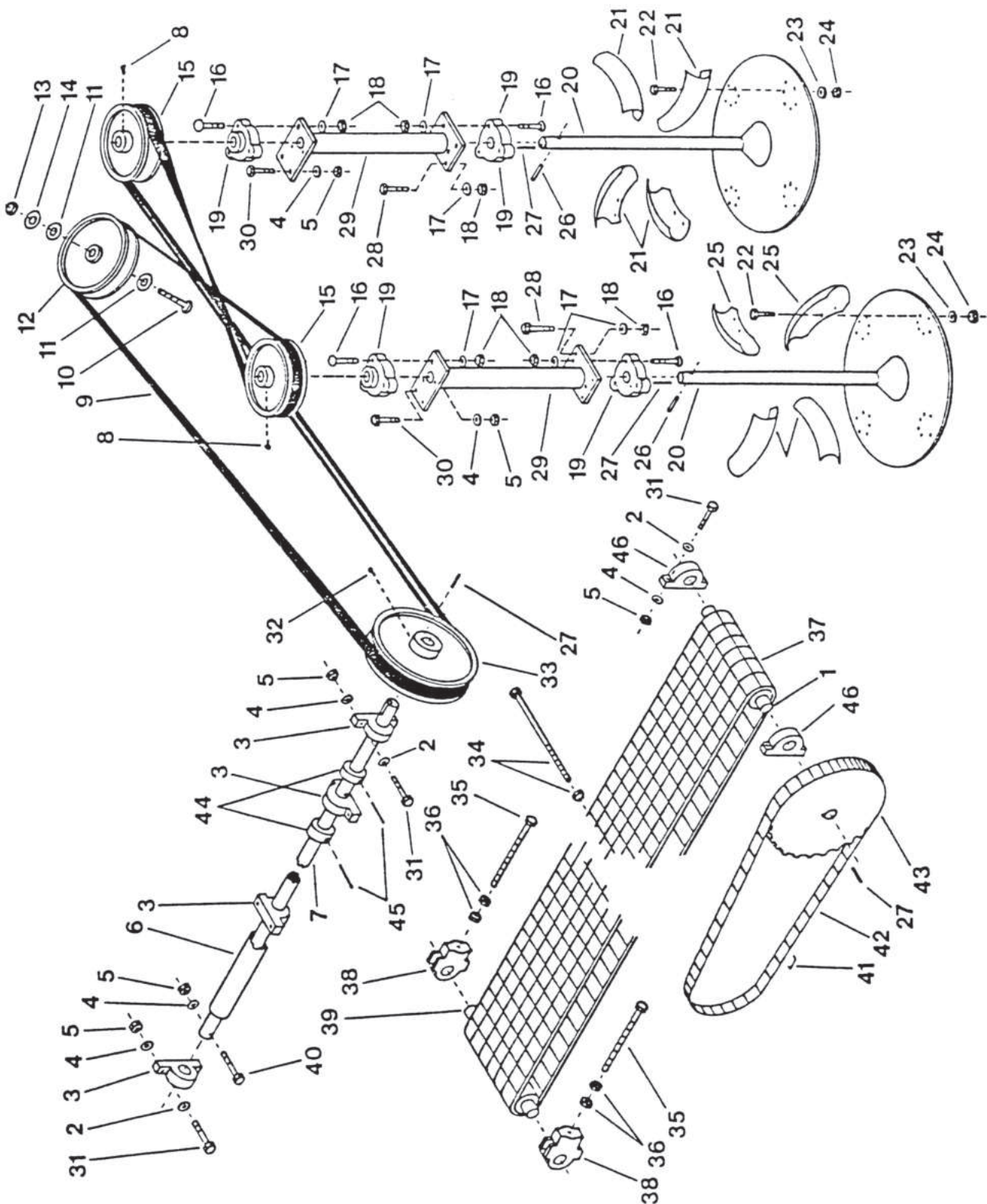


## Metering Shaft Assembly

Ref. #	Part #	Qty.#	Description
1	WR10688	1	Sprocket
2	WR21701	1	Wing Nut
3	WR24980	1	Clip
4	700709602	1	Washer
5	507366D1	1	Metering Shaft



# S-600 / S-800 Spinner Drive & Conveyor Parts



NOTE: MEASUREMENTS ARE OVERALL WIDTH OF THE PULLEYS

**\*IMPORTANT\*** WHEN CHANGING TO ANY OF THE PULLEY COMBINATIONS LISTED ABOVE ON A SPREADER THAT WAS PREVIOUSLY EQUIPPED WITH THE SHALLOWER GROOVED B SERIES PULLEY, IT IS NECESSARY TO CHANGE ALL THE PULLEYS TO MAINTAIN THE PROPER SPINNER RPM'S! THE BELT PART NUMBER (WR10487) REMAINS THE SAME WHEN ALL PULLEYS ARE REPLACED AS SUGGESTED BELOW. IT IS SUGGESTED TO REPLACE THE BELT WHEN GOING TO THE NEW C SERIES PULLEY.



# S-600 / S-800 Spinner Drive & Conveyor Parts

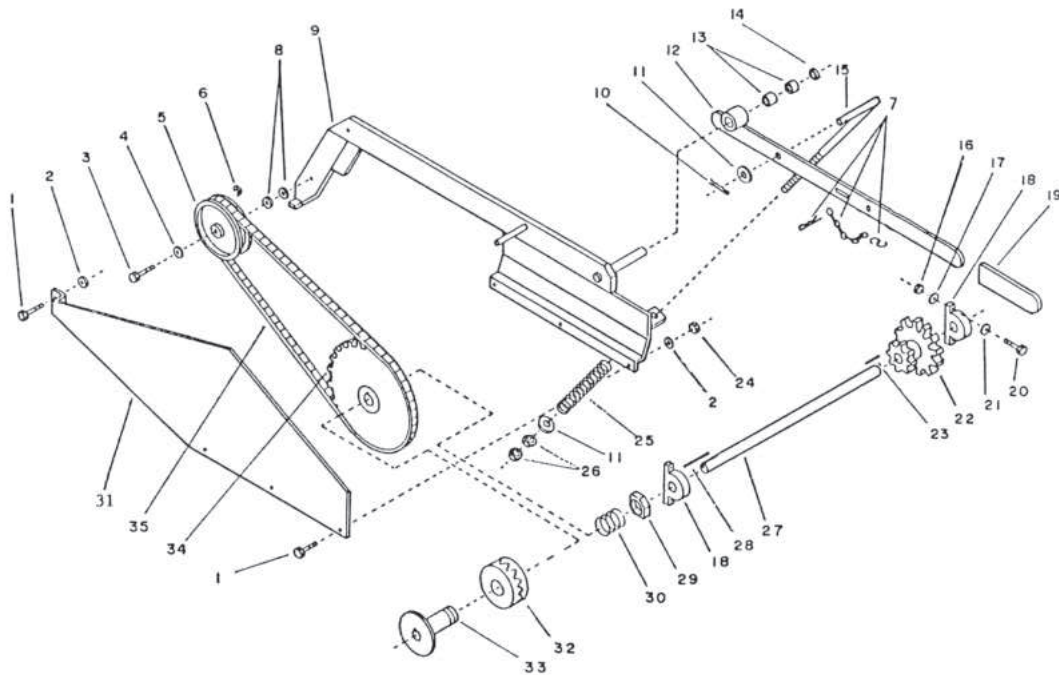


Ref. #	Part #	Qty.#	Description
1	WR16597	1	Rear Drive Roller & Roller Shaft
2	NAP	12	Flat Washer, 3/8" I.D.
3	WR10636	4	Pillow Block Bearing, 1" Bore
4	WR10420	15	Lock Washer, 3/8" I.D.
5	42573PF	15	Hex Nut, 3/8" - 16 UNC
6	WR15128	1	PTO Shield
7	WR21540	1	Line Shaft
8	WR10240	4	Sq. Hd. Set Screw, 5/16" - 18 UNC x 3/4" Lg.
9	WR10487	1	V-Belt (BB-112) for 40' Spread Pattern
	*WR38791	1	V-Belt (50' Pattern)
10	NAP	1	Carriage Bolt, 5/8" - 11 UNC x 2 1/2" Lg.
11	NAP	2	Flat Washer, 5/8" I.D.
12	WR10464	1	V-Idler Sheave, 6 1/2" Dia., 5/8" Bore
13	30385AF	1	Hex Nut, 5/8" - 11 UNC
14	WR10423	1	Lock Washer, 5/8" I.D.
15	WR136375	2	Sheave, 6" Dia., Deep Groove, "B" Section, 1" Bore, 1/4" x 1/8" Keyway, for 40' Spread Pattern
	*WR136376	2	Sheave (50' Pattern)
16	NAP	12	Carriage Bolt, 5/16" - 18 UNC x 1 1/2" Lg.
17	NAP	16	Lock Washer, 5/16" I.D.
18	NAP	16	Hex Nut, 5/16" - 18 UNC
19	WR10645	4	3 Hole Flange Bearing, 1" Bore
20	WR16584	2	Distributor Fan
	WR22765	-	Distributor Blade Kit - Long Life (not shown)
	WR15226	-	Distributor Blade Kit (includes items 21 thru 25)
21	WR16583	4	Distributor Blade - Right
22	NAP	16	Hex Hd. Cap Screw, 1/4" - 20 UNC x 3/4" Lg. (Grade 5)
23	NAP	16	Lock Washer, 1/4" I.D.
24	NAP	16	Hex Nut, 1/4" - 20 UNC
25	WR16595	4	Distributor Blade - Left
26	NAP	2	Roll Pin, 1/8" Dia. x 1 1/4" Lg.
27	NAP	4	Key, 1/4" x 1/4" Keystock x 1 1/4" Lg.
28	NAP	4	Hex Hd. Cap Screw, 5/16" - 18 UNC x 1" Lg. (Grade 5)
29	WR15222	2	Distributor Mount
30	NAP	2	Hex Hd. Cap Screw, 3/8" - UNC x 1" Lg. (Grade 5)
31	NAP	12	Hex Hd. Cap Screw, 3/8" - 16 UNC x 1 1/2" Lg. (Grade 5)
32	WR10241	2	Sq. Hd. Set Screw, 3/8" - 16 UNX x 5/8" Lg.
33	WR10454	1	Sheave, 8" Dia., Single Groove, "B" Section, 1" Bore, 1/4" x 1/8" Keyway
34	WR10513	1	Splice Pin & Nut
35	WR10270	2	Hex Hd. Tap Bolt, 1/2" - 13 UNC x 5" Lg., S.S.
36	WR11526	4	Hex Nut, 1/2" - 13 UNC, S.S.
37	WR10511	1	Conveyor Chain, 243" Lg.
38	WR10652	2	Take-up Bearing w/ Relube & 2 Set Screws, 1" Bore (medium duty)
39	WR15195	1	Front Roller
40	NAP	1	Hex Hd. Cap Screw, 3/8" - UNC x 2 1/2" Lg. (Grade 5)
	WR10633	1	Connector Link, RC-2050, S.S.
	WR19129	1	Conveyor Drive Chain, RC-2050 x 43 3/4" Lg., S.S.
43	WR12363	1	Rear End Sprocket
44	WR21533	2	Set Collar - Modified
45	NAP	2	Roll Pin, 1/4" Dia. x 1 1/2" Lg.
46	WR10639	2	Pillow Block Bearing, 1" Bore
	WR22001	1	PTO Assembly - Weasler 540 RPM (not shown - see replacement parts)
	WR22000	1	PTO Assembly- 540/1000

40' SPREAD PATTERN		
	New Part #	Old Part #
Line Shaft Pulley	539806D1 , 8 1/2"	WR10454, 8"
Idler Pulley	539807D1, 7 5/8"	WR10464, 6 3/4"
Spinner Shaft Pulley	539804D1, 6 1/2"	WR136375, 6 1/4"
Belt Guide Weldment	542782D1, w/o hook	WR15238, w/ hook

50' SPREAD PATTERN		
	New Part #	Old Part #
Line Shaft Pulley	539805D1 , 9 1/2"	WR10454, 8"
Idler Pulley	539807D1, 7 5/8"	WR10464, 6 3/4"
Spinner Shaft Pulley	539804D1, 6 1/2"	WR136376, 5"
Belt Guide Weldment	542782D1, w/o hook	WR15238, w/ hook

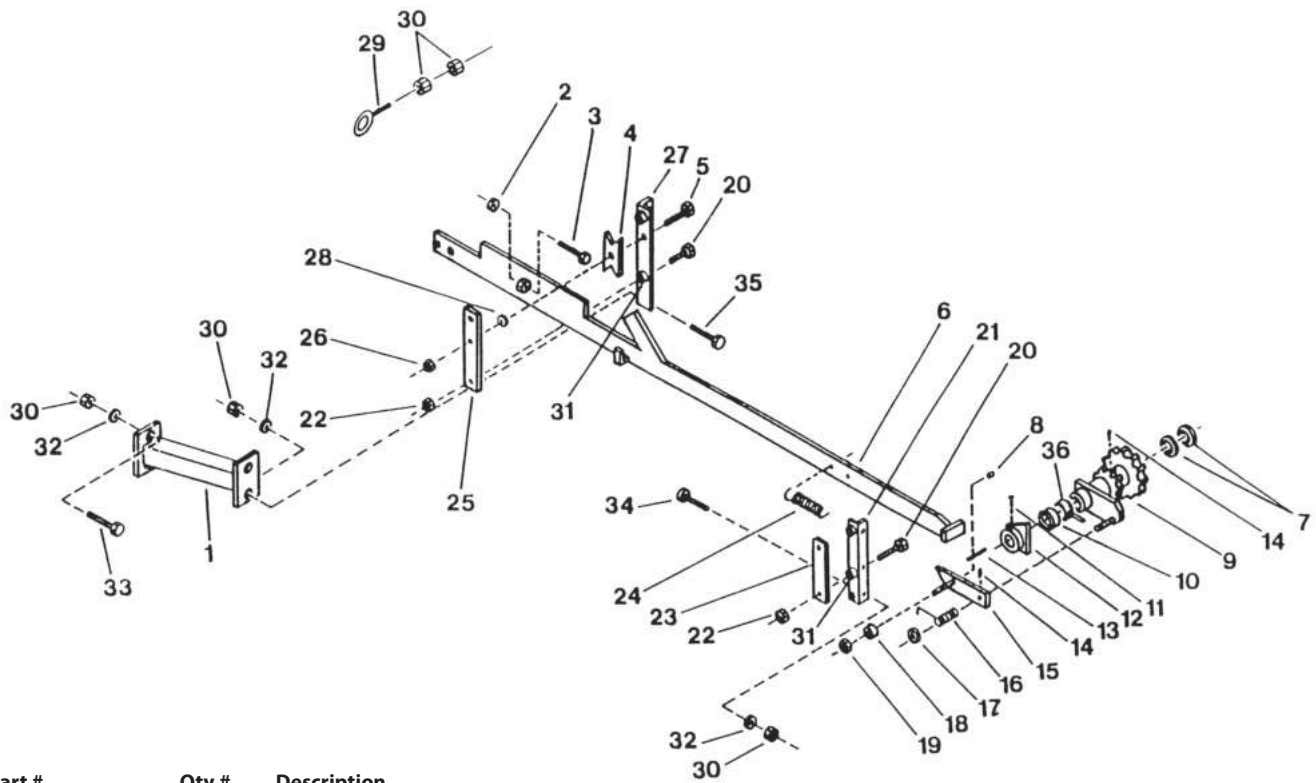
# S-600 NT / S-800 Ground Drive Parts



Ref. #	Part #	Qty.#	Description
1	NAP	4	Hex Hd. Cap Screw, 1/4" - 20 UNC x 3/4" Lg. (Grade 5)
2	NAP	4	Lock Washer, 1/4" I.D.
3	NAP	1	Hex Hd. Cap screw, 5/8" - 18 UNF x 2" Lg. (Grade 5)
4	WR10423	1	Lock Washer, 5/8" I.D.
5	WR10461	1	Flat Idler Sheave, 4 1/2" Dia., 5/8" Bore
6	WR10575	1	Connector Link, RC-50
7	WR20992	1	Engaging Lever Chain Assembly
8	NAP	2	Flat Washer, SAE 5/8" I.D.
9	WR15246	1	Ground Drive Engaging Arm
10	NAP	1	Cotter Pin, 1/8" Dia. x 1 1/2" Lg.
11	NAP	2	Flat Washer, 1/2" I.D.
12	WR15251	1	Engaging Lever
12	*WR20585	1	Engaging Lever Weldment (S-600 NT)
13	WR22547	2	Bushing - Nylon
14	WR10449	3	Set Collar, 1" I.D.
15	WR15095	1	Ground Drive Linkage
16	42573PF	4	Hex Nut, 3/8" - 16 UNC
17	WR10420	4	Lock Washer, 3/8" I.D.
18	WR10636	2	Pillow Block Bearing, 1" Bore
19	WR17317	1	Vinyl Grip
20	NAP	4	Hex Hd. Cap Screw, 3/8" - 16 UNC x 1 1/2" Lg. (Grade 5)
21	NAP	4	Flat Washer, 3/8" I.D.
22	WR12368	1	Drive Sprocket
23	NAP	1	Key, 1/4" x 1/4" Keystock x 1 1/4" Lg.
24	NAP	3	Hex Nut, 1/4" - 20 UNC
25	WR16617	1	Spring
26	32923PF	2	Hex Nut, 1/2" - 13 UNC
27	WR15245	1	Ground Drive Jack Shaft
27	*WR20586	1	Ground Drive Jack Shaft (S-600 NT)
28	NAP	1	Key, 1/4" x 1/4" Keystock x 4" Lg.
29	WR10663	1	Slip Clutch Assembly - Ratchet (includes items 29, 30, 32, 33 and 34)
29	WR10668	1	Slip Clutch Nut
30	WR10669	1	Slip Clutch Spring
31	WR15244	1	Outer Shield
32	WR10667	1	Slip Clutch Floating Jaw
33	WR10664	1	Slip Clutch Hub
34	WR10666	1	Sprocket, 50-A-54, 2" Bore
	19128	1	Ground Drive Chain, RC-50 x 84 3/8" Lg., S.S.

\* Used on S-600 NT

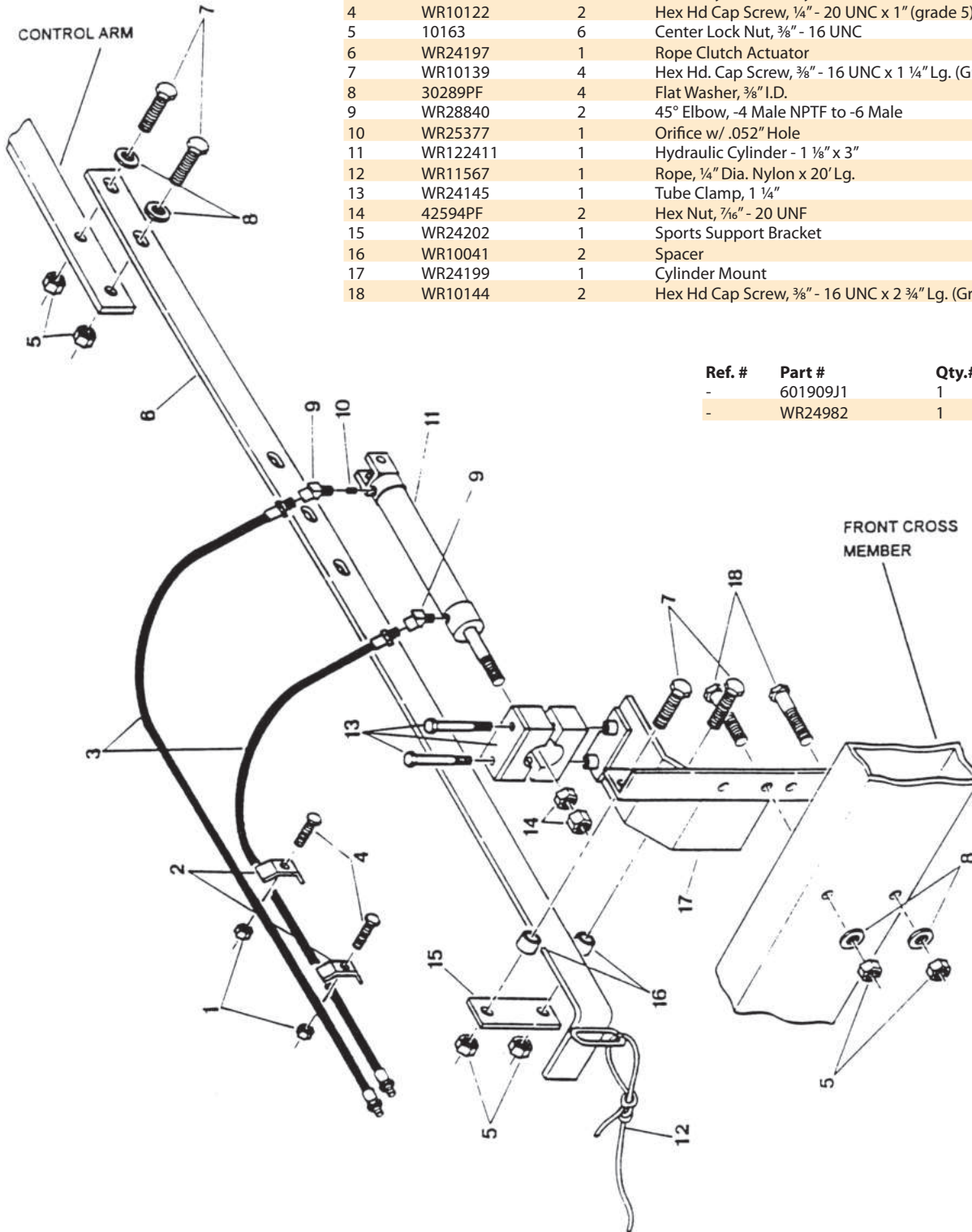
# Manual Rope Control Parts



Ref. #	Part #	Qty.#	Description
1	WR21361	1	Support
2	32923PF	1	Hex Nut, 1/2" - 13 UNC
3	WR10159	1	Hex Hd. Cap Screw, 1/2" - 13 UNC x 2" Lg. (Grade 5)
4	WR14910	1	Trip Lug
5	WR10132	1	Hex Hd. Cap Screw, 5/16" - 18 UNC x 1 1/4" Lg. (Grade 5)
6	WR34006	1	Control Arm
7	WR25722	2	Flat Washer, 1" ID Zinc
8	10915019	1	90° Grease Zerk, 1/4" - 28 UNF
9	WR21172	1	Ground Drive Clutch
10	WR22547	2	Bushing - Nylon (included w/ item 9)
11	WR10248	1	Socket Head Set Screw, 3/8" - 16 UNC x 3/8" Lg.
12	WR19091	1	Ground Drive Engaging Lug
13	WR10368	1	Key, 1/4" x 1/4" Keystock x 1" Lg.
14	13811X	2	Straight Grease Zerk, 1/4" - 28 UNF
15	WR33672	1	Engaging Lever
16	WR18899	1	Spring - Modified
17	WR18906	1	Set Collar - Modified
18	WR14323	1	Spacer
19	WR11534	1	Center Lock Nut, 5/8" - 11 UNC
20	WR10139	4	Hex Hd. Cap Screw, 3/8" - 16 UNC x 1 1/4" Lg. (Grade 5)
21	WR14933	1	Rear Guide
22	10163	4	Center Lock Nut, 3/8" - 16 UNC
23	WR14912	1	Rear Guide Strap
24	WR14369	1	Spring
25	WR19199	1	Front Guide Strap
26	71923362	1	Center Lock Nut, 5/16" - 18 UNC
27	WR14930	1	Front Guide
28	WR10400	1	Flat Washer, 5/16" I.D.
29	WR21358	1	Eye Bolt
30	78923362	9	Hex Nut, 3/8" - 16 UNC
31	WR10041	4	Bushing
32	WR10420	7	Lock Washer, 3/8" I.D.
33	WR10144	2	Hex Hd. Cap Screw, 3/8" - 16 UNC x 2 3/4" Lg. (Grade 5)
34	WR19300	2	Hex Hd. Cap Screw, 3/8" - 16 UNC x 4 1/2" Lg. (Grade 5)
35	WR10138	2	Hex Hd. Cap Screw, 3/8" - 16 UNC x 1" Lg. (Grade 5)
36	WR14935	1	Lockout (used only with option 00586)

# Hydraulic Rope Control

Ref. #	Part #	Qty.#	Description
1	70923358	2	Center Lock Nut, 1/4" - 20 UNC
2	WR24204	2	Hose Mount Clamp
3	WR28847	2	(S600-800) Hyd. Hose Assy. -4 NPTF to -6 Female JIC, -4R7 Hose x 168" Lg.
	WR28846	2	(S500) Hyd. Hose Assy., -6 Female JIC Swivel to -4 Male NPTF, 4R7 x 144" Lg.
4	WR10122	2	Hex Hd Cap Screw, 1/4" - 20 UNC x 1" (grade 5)
5	10163	6	Center Lock Nut, 3/8" - 16 UNC
6	WR24197	1	Rope Clutch Actuator
7	WR10139	4	Hex Hd. Cap Screw, 3/8" - 16 UNC x 1 1/4" Lg. (Grade 5)
8	30289PF	4	Flat Washer, 3/8" I.D.
9	WR28840	2	45° Elbow, -4 Male NPTF to -6 Male
10	WR25377	1	Orifice w/ .052" Hole
11	WR122411	1	Hydraulic Cylinder - 1 1/8" x 3"
12	WR11567	1	Rope, 1/4" Dia. Nylon x 20' Lg.
13	WR24145	1	Tube Clamp, 1 1/4"
14	42594PF	2	Hex Nut, 7/16" - 20 UNF
15	WR24202	1	Sports Support Bracket
16	WR10041	2	Spacer
17	WR24199	1	Cylinder Mount
18	WR10144	2	Hex Hd Cap Screw, 3/8" - 16 UNC x 2 3/4" Lg. (Grade 5)



Ref. #	Part #	Qty.#	Description
-	601909J1	1	S600 & S800 Complete
-	WR24982	1	S500 Complete



# Willmar Dual Distributors



APPLICATION RATE -- LBS./ACRE (KG/HECTARE)		MACHINE S-500, S-800									
WR37570 -		TIRE SIZE 16.5L x 16.1									
BASED ON 50 FT. (15.2M) DRIVING INTERVALS											
LOW RANGE											
DENSITY LBS./FT. <sup>3</sup> (KG/M <sup>3</sup> )	45	50	55	58	60	62	65	67	70	75	80
GATE OPENING (mm)	(720)	(800)	(880)	(930)	(960)	(993)	(1040)	(1073)	(1120)	(1200)	(1280)
1 1/2" (38.1)	52 (58)	58 (64)	66 (74)	72 (81)	76 (85)	78 (88)	83 (93)	86 (97)	90 (102)	96 (110)	106 (119)
2" (50.8)	73 (82)	81 (90)	94 (105)	102 (114)	106 (118)	110 (122)	115 (129)	118 (133)	124 (139)	134 (150)	143 (161)
2 1/2" (63.5)	94 (105)	104 (116)	119 (134)	129 (144)	134 (150)	138 (155)	146 (164)	151 (169)	158 (177)	170 (190)	182 (204)
3" (76.2)	115 (130)	128 (144)	146 (163)	157 (176)	163 (183)	169 (189)	177 (198)	182 (204)	190 (214)	205 (230)	220 (246)
3 1/2" (88.9)	138 (154)	153 (171)	172 (193)	184 (206)	193 (223)	199 (234)	209 (241)	215 (252)	225 (270)	241 (288)	257 (288)
4" (101.6)	159 (178)	177 (196)	199 (223)	213 (238)	220 (246)	227 (255)	236 (267)	246 (275)	257 (288)	275 (308)	294 (329)
4 1/2" (114.3)	182 (203)	202 (226)	226 (254)	242 (270)	247 (278)	256 (286)	268 (301)	274 (306)	286 (320)	309 (346)	330 (370)
5" (127.0)	202 (227)	225 (253)	253 (283)	269 (302)	279 (313)	287 (322)	299 (335)	307 (344)	317 (355)	336 (378)	358 (402)
5 1/2" (139.7)	225 (252)	250 (280)	280 (314)	299 (335)	309 (346)	316 (354)	329 (369)	337 (378)	349 (390)	367 (411)	390 (436)
6" (152.4)	247 (278)	275 (308)	307 (345)	328 (368)	338 (378)	345 (387)	356 (399)	363 (407)	373 (418)	388 (435)	414 (464)
HIGH RANGE											
DENSITY LBS./FT. <sup>3</sup> (KG/M <sup>3</sup> )	45	50	55	58	60	62	65	67	70	75	80
GATE OPENING (mm)	(720)	(800)	(880)	(930)	(960)	(993)	(1040)	(1073)	(1120)	(1200)	(1280)
1 1/2" (38.1)	---	---	---	---	---	---	---	---	---	---	---
2" (50.8)	175 (196)	194 (218)	225 (252)	244 (274)	256 (286)	266 (298)	280 (314)	290 (326)	306 (342)	331 (371)	358 (401)
2 1/2" (63.5)	226 (253)	251 (282)	287 (322)	310 (347)	323 (362)	335 (376)	354 (397)	366 (410)	385 (431)	416 (466)	448 (502)
3" (76.2)	279 (313)	310 (347)	350 (393)	376 (422)	391 (439)	406 (455)	428 (479)	442 (496)	465 (521)	502 (562)	540 (605)
3 1/2" (88.9)	333 (374)	370 (414)	415 (466)	442 (496)	460 (516)	477 (534)	502 (562)	519 (582)	544 (610)	587 (658)	630 (707)
4" (101.6)	386 (434)	430 (482)	480 (538)	510 (572)	530 (594)	548 (614)	577 (646)	595 (667)	623 (698)	671 (752)	719 (806)
4 1/2" (114.3)	439 (492)	488 (546)	544 (610)	578 (647)	598 (671)	618 (694)	649 (727)	669 (750)	698 (783)	749 (838)	798 (895)
5" (127.0)	488 (546)	542 (607)	604 (677)	639 (717)	662 (742)	683 (766)	717 (803)	738 (828)	771 (865)	826 (926)	882 (988)
5 1/2" (139.7)	533 (596)	592 (663)	667 (747)	703 (788)	727 (815)	752 (842)	788 (883)	812 (910)	849 (951)	910 (1019)	970 (1087)
6" (152.4)	559 (627)	636 (714)	718 (806)	758 (850)	784 (878)	810 (908)	850 (952)	875 (982)	903 (1013)	968 (1085)	1033 (1158)

APPLICATION RATE -- lbs./ACRE (kg./HECTARE)		Machine S-500, S-800									
WR37571-		Tire Size 16L-16.1									
BASED ON 50 FT. (15.2M) DRIVING INTERVALS											
LOW RANGE											
DENSITY (lbs./ft. <sup>3</sup> ) (kg./m <sup>3</sup> )	45	50	55	58	60	62	65	67	70	75	80
GATE OPENING (mm)	(720)	(800)	(880)	(930)	(960)	(993)	(1040)	(1073)	(1120)	(1200)	(1280)
1 1/2" (38.1)	47 (52)	52 (58)	60 (67)	65 (73)	68 (76)	71 (79)	75 (84)	78 (87)	83 (93)	89 (99)	96 (107)
2" (50.8)	66 (74)	73 (82)	84 (94)	91 (102)	95 (107)	99 (111)	104 (116)	107 (120)	112 (125)	120 (135)	129 (145)
2 1/2" (63.5)	84 (94)	94 (105)	107 (120)	116 (130)	121 (136)	125 (140)	132 (148)	136 (152)	142 (159)	153 (172)	164 (184)
3" (76.2)	104 (117)	116 (130)	131 (147)	141 (158)	147 (165)	152 (170)	159 (178)	164 (184)	172 (192)	186 (207)	198 (222)
3 1/2" (88.9)	124 (139)	138 (154)	155 (174)	166 (186)	174 (194)	179 (201)	188 (211)	194 (217)	203 (227)	217 (243)	232 (259)
4" (101.6)	144 (161)	160 (179)	180 (201)	192 (215)	198 (220)	205 (230)	215 (241)	222 (248)	232 (259)	248 (278)	265 (295)
4 1/2" (114.3)	163 (183)	182 (203)	204 (228)	218 (244)	223 (250)	231 (258)	242 (271)	246 (276)	257 (288)	277 (311)	298 (333)
5" (127.0)	183 (205)	203 (227)	228 (255)	243 (272)	252 (282)	259 (290)	270 (302)	277 (310)	286 (320)	305 (341)	323 (362)
5 1/2" (139.7)	203 (227)	225 (252)	252 (283)	270 (302)	278 (312)	286 (320)	297 (332)	304 (340)	314 (352)	331 (371)	351 (393)
6" (152.4)	223 (250)	248 (278)	277 (311)	294 (331)	305 (341)	311 (349)	321 (367)	327 (369)	336 (382)	350 (392)	374 (418)
HIGH RANGE											
DENSITY (lbs./ft. <sup>3</sup> ) (kg./m <sup>3</sup> )	45	50	55	58	60	62	65	67	70	75	80
GATE OPENING (mm)	(720)	(800)	(880)	(930)	(960)	(993)	(1040)	(1073)	(1120)	(1200)	(1280)
1 1/2" (38.1)	---	---	---	---	---	---	---	---	---	---	---
2" (50.8)	199 (177)	175 (196)	203 (227)	220 (246)	230 (258)	239 (268)	253 (283)	262 (293)	276 (309)	299 (335)	323 (361)
2 1/2" (63.5)	224 (228)	226 (253)	259 (290)	279 (313)	292 (327)	303 (339)	319 (357)	330 (370)	347 (389)	375 (420)	404 (453)
3" (76.2)	252 (282)	279 (313)	316 (354)	339 (380)	353 (395)	366 (410)	386 (432)	398 (447)	419 (469)	453 (507)	487 (545)
3 1/2" (88.9)	300 (336)	334 (374)	374 (419)	399 (447)	415 (465)	430 (481)	453 (507)	468 (524)	490 (549)	529 (589)	569 (637)
4" (101.6)	349 (443)	367 (434)	433 (484)	460 (515)	478 (535)	494 (553)	520 (582)	537 (601)	562 (629)	605 (678)	648 (728)
4 1/2" (114.3)	396 (492)	440 (517)	490 (549)	521 (584)	540 (606)	558 (625)	585 (655)	603 (675)	630 (705)	675 (756)	720 (806)
5" (127.0)	440 (538)	489 (567)	545 (610)	576 (646)	596 (668)	616 (690)	646 (724)	666 (746)	696 (779)	745 (835)	795 (890)
5 1/2" (139.7)	480 (567)	533 (597)	601 (673)	634 (710)	656 (735)	676 (759)	711 (796)	732 (820)	765 (857)	820 (918)	875 (980)
6" (152.4)	504 (565)	575 (644)	648 (726)	683 (765)	707 (792)	731 (818)	766 (856)	789 (884)	815 (912)	873 (978)	931 (1043)



# Willmar Dual Distributors

## 40' PATTERN APPLICATION RATE DECAL

APPLICATION RATE		LBS./ACRE (KG./HECTARE)		MACHINE S-200/S-500 TIRE SIZE 11L-15									
BASED ON 40 FT. (12.2M) DRIVING INTERVALS		LOW RANGE											
DENSITY GATE OPENING	(Lbs./Fl.) (kg./m <sup>3</sup> ) (mm)	45 (720)	50 (800)	55 (880)	58 (930)	60 (960)	62 (993)	65 (1040)	67 (1073)	70 (1120)	75 (1200)	80 (1280)	
1 1/2"	(38.1)	65	73	84	91	96	100	105	109	115	124	134	
2"	(50.8)	92	102	118	128	134	139	145	150	157	169	181	
2 1/2"	(63.5)	118	131	151	163	170	176	185	191	199	215	231	
3"	(76.2)	146	162	184	198	206	213	224	230	241	259	278	
3 1/2"	(88.9)	174	193	218	234	244	252	264	272	284	305	325	
4"	(101.6)	201	224	252	269	278	288	302	311	325	348	371	
4 1/2"	(114.3)	229	255	286	305	313	324	339	346	361	389	418	
5"	(127.0)	256	285	320	340	353	363	378	389	401	427	453	
5 1/2"	(139.7)	284	316	354	378	392	400	416	426	441	464	492	
6"	(152.4)	313	348	389	413	427	436	450	459	472	491	524	
		(351)	(390)	(436)	(483)	(479)	(489)	(505)	(515)	(529)	(551)	(587)	
HIGH RANGE		45 (720)	50 (800)	55 (880)	58 (930)	60 (960)	62 (993)	65 (1040)	67 (1073)	70 (1120)	75 (1200)	80 (1280)	
2"	(50.8)	221	246	285	309	323	336	355	367	387	419	453	
2 1/2"	(63.5)	286	317	363	392	409	424	448	463	487	520	567	
3"	(76.2)	353	392	443	476	495	514	541	560	586	630	683	
3 1/2"	(88.9)	421	468	525	560	582	603	635	656	688	742	798	
4"	(101.6)	489	544	607	645	670	693	729	753	788	849	909	
4 1/2"	(114.3)	555	617	688	730	757	783	820	846	884	947	1010	
5"	(127.0)	617	685	764	809	838	864	906	934	978	1046	1115	
5 1/2"	(139.7)	673	748	843	889	920	951	997	1027	1073	1150	1227	
6"	(152.4)	707	806	909	959	992	1025	1074	1107	1143	1224	1306	
		(793)	(904)	(1019)	(1074)	(1117)	(1149)	(1204)	(1241)	(1281)	(1372)	(1464)	

APPLICATION RATE		LBS./ACRE (KG./HECTARE)		MACHINE S-200/S-500 TIRE SIZE 12.5L-15									
BASED ON 40 FT. (12.2M) DRIVING INTERVALS		LOW RANGE											
DENSITY GATE OPENING	(Lbs./Fl.) (kg./m <sup>3</sup> ) (mm)	45 (720)	50 (800)	55 (880)	58 (930)	60 (960)	62 (993)	65 (1040)	67 (1073)	70 (1120)	75 (1200)	80 (1280)	
1 1/2"	(38.1)	63	70	81	88	92	96	101	105	110	119	129	
2"	(50.8)	89	96	114	123	129	133	140	144	151	162	174	
2 1/2"	(63.5)	114	126	145	156	163	169	178	183	192	207	222	
3"	(76.2)	140	156	177	190	198	205	215	221	231	249	267	
3 1/2"	(88.9)	167	185	209	224	234	242	254	261	273	293	312	
4"	(101.6)	194	215	242	259	267	276	290	299	312	334	357	
4 1/2"	(114.3)	220	245	275	293	301	311	326	332	347	374	401	
5"	(127.0)	246	274	307	327	339	349	363	373	389	419	450	
5 1/2"	(139.7)	273	304	340	364	375	385	400	410	424	446	473	
6"	(152.4)	301	334	374	397	411	419	438	441	453	472	516	
		(337)	(375)	(419)	(445)	(460)	(470)	(485)	(484)	(508)	(529)	(578)	
HIGH RANGE		45 (720)	50 (800)	55 (880)	58 (930)	60 (960)	62 (993)	65 (1040)	67 (1073)	70 (1120)	75 (1200)	80 (1280)	
2"	(50.8)	213	236	273	297	311	323	341	353	371	403	435	
2 1/2"	(63.5)	274	305	349	376	393	408	432	446	468	506	545	
3"	(76.2)	339	377	426	457	476	493	520	536	565	610	656	
3 1/2"	(88.9)	405	450	504	538	559	579	610	630	663	713	766	
4"	(101.6)	470	522	583	620	644	666	701	723	757	815	874	
4 1/2"	(114.3)	533	585	651	702	728	752	788	813	849	910	970	
5"	(127.0)	593	658	734	777	804	830	871	897	938	1005	1071	
5 1/2"	(139.7)	647	719	810	855	884	913	958	987	1031	1105	1179	
6"	(152.4)	680	775	873	951	953	984	1032	1064	1098	1176	1255	
		(762)	(868)	(979)	(1032)	(1068)	(1108)	(1157)	(1192)	(1231)	(1319)	(1406)	

APPLICATION RATE		LBS./ACRE (KG./HECTARE)		MACHINE S-600/S-800 TIRE SIZE 16.5L-16.1 / 19L-16.1									
BASED ON 40 FT. (12.2M) DRIVING INTERVALS		LOW RANGE											
DENSITY GATE OPENING	(Lbs./Fl.) (kg./m <sup>3</sup> ) (mm)	45 (720)	50 (800)	55 (880)	58 (930)	60 (960)	62 (993)	65 (1040)	67 (1073)	70 (1120)	75 (1200)	80 (1280)	
1 1/2"	(38.1)	65	72	83	90	95	98	104	108	113	123	133	
2"	(50.8)	91	101	117	127	132	137	144	148	155	167	179	
2 1/2"	(63.5)	117	130	149	161	168	173	183	189	197	212	228	
3"	(76.2)	144	160	182	196	204	211	224	228	238	256	275	
3 1/2"	(88.9)	172	191	215	230	241	249	261	269	281	301	321	
4"	(101.6)	199	221	249	266	275	284	298	307	321	344	367	
4 1/2"	(114.3)	227	252	283	302	309	320	335	342	357	386	413	
5"	(127.0)	253	281	316	336	349	359	374	384	396	422	448	
5 1/2"	(139.7)	281	312	350	374	386	395	411	421	436	459	487	
6"	(152.4)	309	344	384	408	422	431	445	454	466	485	518	
		(347)	(385)	(431)	(458)	(473)	(484)	(499)	(509)	(522)	(544)	(580)	
HIGH RANGE		45 (720)	50 (800)	55 (880)	58 (930)	60 (960)	62 (993)	65 (1040)	67 (1073)	70 (1120)	75 (1200)	80 (1280)	
2"	(50.8)	219	243	281	305	320	332	350	363	382	414	447	
2 1/2"	(63.5)	282	314	359	387	404	419	442	458	481	520	560	
3"	(76.2)	349	387	438	470	489	508	535	553	581	627	678	
3 1/2"	(88.9)	416	462	519	553	575	596	628	649	680	734	786	
4"	(101.6)	483	537	600	638	662	685	721	744	779	839	899	
4 1/2"	(114.3)	549	610	680	722	748	773	811	836	873	936	996	
5"	(127.0)	610	677	755	799	827	854	896	923	964	1033	1102	
5 1/2"	(139.7)	666	740	834	879	909	940	985	1015	1061	1137	1212	
6"	(152.4)	699	797	898	947	980	1013	1062	1094	1129	1210	1291	
		(784)	(883)	(1007)	(1062)	(1098)	(1135)	(1190)	(1227)	(1266)	(1356)	(1447)	

## WILLMAR DECAL KITS

PART NO.	DESCRIPTION
27708	Decal Kit - Wrangler Loader
27709	Decal Kit - 16 Ton Loadrunner Tender
27710	Decal Kit - 10 Ton Loadrunner Tender
27711	Decal Kit - 8 Ton Loadrunner Tender
27712	Decal Kit - HMS-D 10 & 12 Truck Spreader
27713	Decal Kit - S-800 Spreader
27714	Decal Kit - S-600 Spreader
27715	Decal Kit - S-500 Spreader
27716	Decal Kit - S-501 Spreader
27717	Decal Kit - S-200 Spreader
27718	Decal Kit - S-150 Spreader
27719	Decal Kit - Side Shooter Tender

# Willmar Dual Distributors

## 40' PATTERN LOW RATE DECAL

APPLICATION RATE LBS./ACRE LOW RATE KIT (KG./HECTARE) BASED ON 40 FT. (12.2M) DRIVING INTERVALS		MACHINE S-200/500 TIRE SIZE 11L-15										
19499												
LOW RATE KIT												
DENSITY GATE OPENING	(Lbs./Ft.) (kg./m <sup>3</sup> )	45	50	55	58	60	62	65	67	70	75	80
	(mm)	(720)	(800)	(880)	(930)	(960)	(993)	(1040)	(1073)	(1120)	(1200)	(1280)
1 1/2"	(38.1)	39	44	51	55	58	60	63	65	69	75	81
		(44)	(49)	(57)	(61)	(65)	(67)	(71)	(73)	(77)	(84)	(90)
2"	(50.8)	55	61	71	77	80	83	87	90	94	101	109
		(62)	(69)	(80)	(86)	(90)	(93)	(96)	(101)	(105)	(114)	(122)
2 1/2"	(63.5)	71	79	90	96	102	105	111	115	120	129	138
		(80)	(88)	(101)	(110)	(114)	(118)	(124)	(126)	(134)	(145)	(155)
3"	(76.2)	88	97	111	119	124	128	134	138	144	156	167
		(96)	(109)	(124)	(133)	(139)	(143)	(150)	(155)	(162)	(174)	(187)
3 1/2"	(88.9)	104	116	131	140	146	151	158	163	171	183	195
		(117)	(130)	(146)	(157)	(164)	(169)	(177)	(183)	(191)	(205)	(218)
4"	(101.6)	121	134	151	161	167	173	181	187	195	209	223
		(135)	(151)	(169)	(181)	(187)	(193)	(203)	(210)	(218)	(234)	(250)
4 1/2"	(114.3)	137	153	172	183	188	194	204	208	217	234	251
		(154)	(171)	(192)	(205)	(211)	(218)	(228)	(233)	(243)	(262)	(281)
5"	(127.0)	154	171	192	204	212	218	227	233	241	256	272
		(172)	(192)	(215)	(229)	(238)	(244)	(254)	(261)	(270)	(287)	(305)
5 1/2"	(139.7)	170	190	218	227	235	240	250	256	264	279	295
		(191)	(213)	(238)	(255)	(263)	(269)	(280)	(287)	(296)	(312)	(331)
6"	(152.4)	188	209	233	248	256	262	270	276	283	295	314
		(211)	(234)	(262)	(278)	(287)	(294)	(303)	(309)	(317)	(330)	(352)

**TOP VIEW**

APPLICATION RATE LBS./ACRE LOW RATE KIT (KG./HECTARE) BASED ON 40 FT. (12.2M) DRIVING INTERVALS		MACHINE S-200/500 TIRE SIZE 12.5L-15										
19500												
LOW RATE KIT												
DENSITY GATE OPENING	(Lbs./Ft.) (kg./m <sup>3</sup> )	45	50	55	58	60	62	65	67	70	75	80
	(mm)	(720)	(800)	(880)	(930)	(960)	(993)	(1040)	(1073)	(1120)	(1200)	(1280)
1 1/2"	(38.1)	38	42	49	53	55	57	61	63	66	72	77
		(42)	(47)	(54)	(59)	(62)	(64)	(68)	(70)	(74)	(80)	(87)
2"	(50.8)	53	59	68	74	77	80	84	86	90	97	104
		(60)	(66)	(76)	(83)	(87)	(90)	(94)	(97)	(101)	(109)	(117)
2 1/2"	(63.5)	68	76	87	94	98	101	107	107	110	115	121
		(76)	(85)	(97)	(105)	(110)	(113)	(120)	(123)	(129)	(139)	(149)
3"	(76.2)	84	94	106	114	119	123	129	133	139	150	160
		(94)	(105)	(119)	(128)	(133)	(136)	(144)	(149)	(156)	(168)	(180)
3 1/2"	(88.9)	100	111	126	134	140	145	152	157	164	176	187
		(112)	(125)	(141)	(151)	(157)	(163)	(171)	(176)	(184)	(197)	(210)
4"	(101.6)	116	129	145	155	160	166	174	179	187	201	214
		(130)	(145)	(163)	(174)	(180)	(186)	(195)	(201)	(210)	(225)	(240)
4 1/2"	(114.3)	132	147	165	176	181	187	196	199	208	224	241
		(148)	(165)	(185)	(197)	(202)	(209)	(219)	(223)	(233)	(251)	(270)
5"	(127.0)	148	164	184	196	204	209	218	224	231	246	261
		(166)	(184)	(207)	(220)	(228)	(235)	(244)	(251)	(259)	(276)	(293)
5 1/2"	(139.7)	164	182	204	218	225	231	240	246	254	268	284
		(184)	(204)	(229)	(245)	(252)	(259)	(269)	(276)	(285)	(300)	(318)
6"	(152.4)	181	201	224	238	246	252	260	265	272	283	310
		(202)	(225)	(251)	(267)	(276)	(282)	(291)	(297)	(305)	(317)	(347)

**TOP VIEW**

APPLICATION RATE LBS./ACRE LOW RATE KIT (KG./HECTARE) BASED ON 40 FT. (12.2M) DRIVING INTERVALS		MACHINE S-600/S-800 TIRE SIZE 16.5L/19L-16.1										
19502												
LOW RATE KIT												
DENSITY GATE OPENING	(lbs./ft.) (kg./m <sup>3</sup> )	45	50	55	58	60	62	65	67	70	75	80
	(mm)	(720)	(800)	(880)	(930)	(960)	(993)	(1040)	(1073)	(1120)	(1200)	(1280)
1 1/2"	(38.1)	39	43	50	54	57	59	62	65	68	74	80
		(43)	(48)	(56)	(61)	(64)	(66)	(70)	(72)	(76)	(83)	(89)
2"	(50.8)	55	61	70	76	79	82	86	89	93	100	107
		(61)	(68)	(79)	(85)	(89)	(92)	(97)	(100)	(104)	(112)	(120)
2 1/2"	(63.5)	70	78	89	97	101	104	110	113	118	127	137
		(79)	(87)	(100)	(108)	(113)	(117)	(123)	(127)	(133)	(143)	(153)
3"	(76.2)	87	96	109	118	122	126	133	137	143	154	165
		(97)	(108)	(123)	(132)	(137)	(142)	(149)	(153)	(160)	(172)	(185)
3 1/2"	(88.9)	103	114	129	138	144	149	156	161	168	181	193
		(115)	(128)	(145)	(155)	(162)	(167)	(175)	(181)	(189)	(202)	(216)
4"	(101.6)	119	133	149	160	165	171	179	184	193	206	220
		(134)	(149)	(167)	(179)	(185)	(191)	(200)	(206)	(216)	(231)	(247)
4 1/2"	(114.3)	136	151	170	181	186	192	201	205	214	232	248
		(152)	(169)	(190)	(203)	(208)	(215)	(225)	(230)	(240)	(260)	(277)
5"	(127.0)	152	169	190	202	209	215	224	230	238	253	269
		(170)	(189)	(212)	(226)	(234)	(241)	(251)	(258)	(267)	(284)	(301)
5 1/2"	(139.7)	169	187	210	225	231	237	247	253	261	275	292
		(189)	(210)	(235)	(252)	(259)	(266)	(277)	(283)	(293)	(309)	(327)
6"	(152.4)	186	206	231	245	253	259	267	272	280	291	311
		(208)	(231)	(259)	(275)	(284)	(290)	(299)	(305)	(313)	(326)	(348)

**TOP VIEW**

## APPLICATION RATE – WILLMAR SPREADERS GRAIN SEEDING CHART

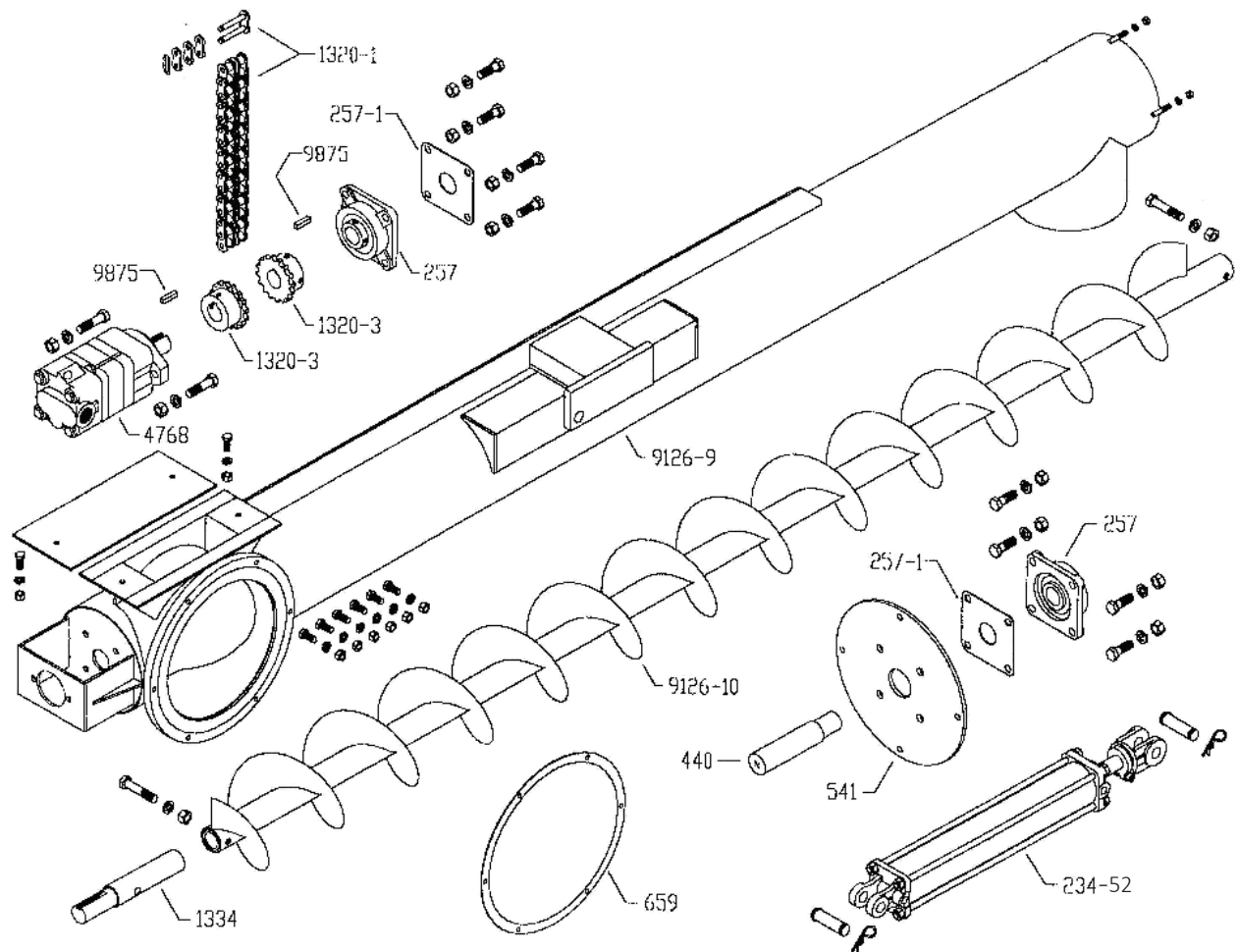
(BASED ON 40' DRIVING INTERVAL DUAL DISTRIBUTORS)

GATE OPENING	LOW RANGE 13 TO 40 SPROCKETS	HIGH RANGE 24 TO 30 SPROCKETS
	BUSHEL/ACRE	BUSHEL/ACRE
1 1/2"	1.31	3.22
2"	1.74	4.34
2 1/2"	2.19	5.32
3"	2.64	6.55
3 1/2"	3.08	7.66
4"	3.54	8.76
4 1/2"	3.96	9.87
5"	4.42	11.00
5 1/2"	4.86	12.10
6"	5.31	13.22

NOTE: Above bushels/acre figures are based on cubic feet of product per acre multiplied by .8



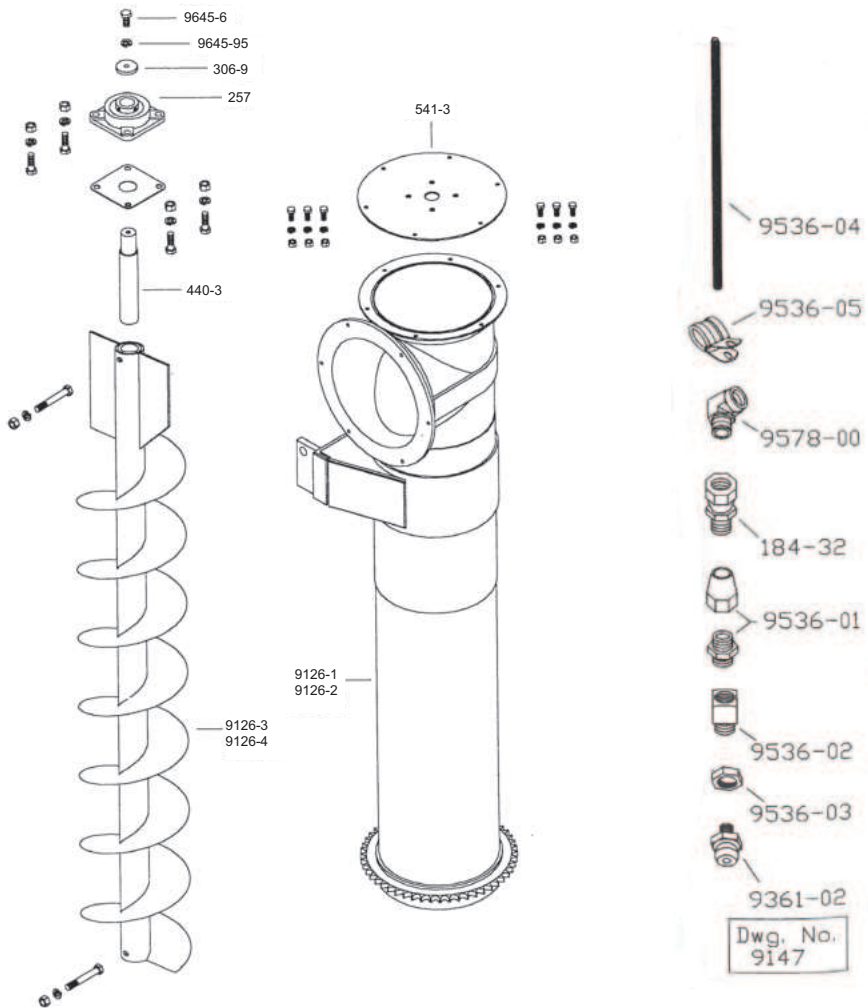
# Simonsen Flow-Max Delivery Auger



Part #	Item Description
234-52	Hydraulic cylinder for power raise (3 1/2' x 20') (two 1/2' NPT ports)
257	1 1/4' flange bearing (four bolt mounting)
257-1	Shield for #257 bearing
440	Tail shaft for delivery auger (7' long)
541	Round bolt on end plate for delivery auger
659	Gasket between cast rings on delivery auger and vertical auger
1320-1	Replacement chain for #1320-3 16T40 chain coupler (includes connector link)
1320-2	16T40 x 1 1/4' sprocket for chain coupler
1334	Drive shaft for delivery auger (8 3/4' long)
4768	Hydraulic motor for delivery auger (two 1 1/8" O-ring ports)
4772-51	Seal kit for #4768 hydraulic deliver auger motor (not shown) Note: Simonsen part #4772-51 seal kit is for Simonsen part #4766 or #4768 Char-Lynn hydraulic motors with Char-Lynn series #006. The series number is printed on each Char-Lynn hydraulic motor identification tag. It is necessary to have this series number when ordering a seal kit. The series of this motor being made by Char-Lynn is #006.
9126-9	Delivery auger tube assembly (NOTE: to order state location of delivery auger left or right side, state location of incline auger rear or front, and state length of original auger tube (stainless steel tube))
9126-10	Delivery auger flighting assembly (State length needed (stainless steel flighting) (less drive shaft and tail shaft))
9875	3/16' square key (STATE length needed) (motor and sprocket 1 1/4' long) ... (auger drive shaft and sprocket 1 1/4' long)



# Simonsen Flow-Max Incline Auger, Top Section

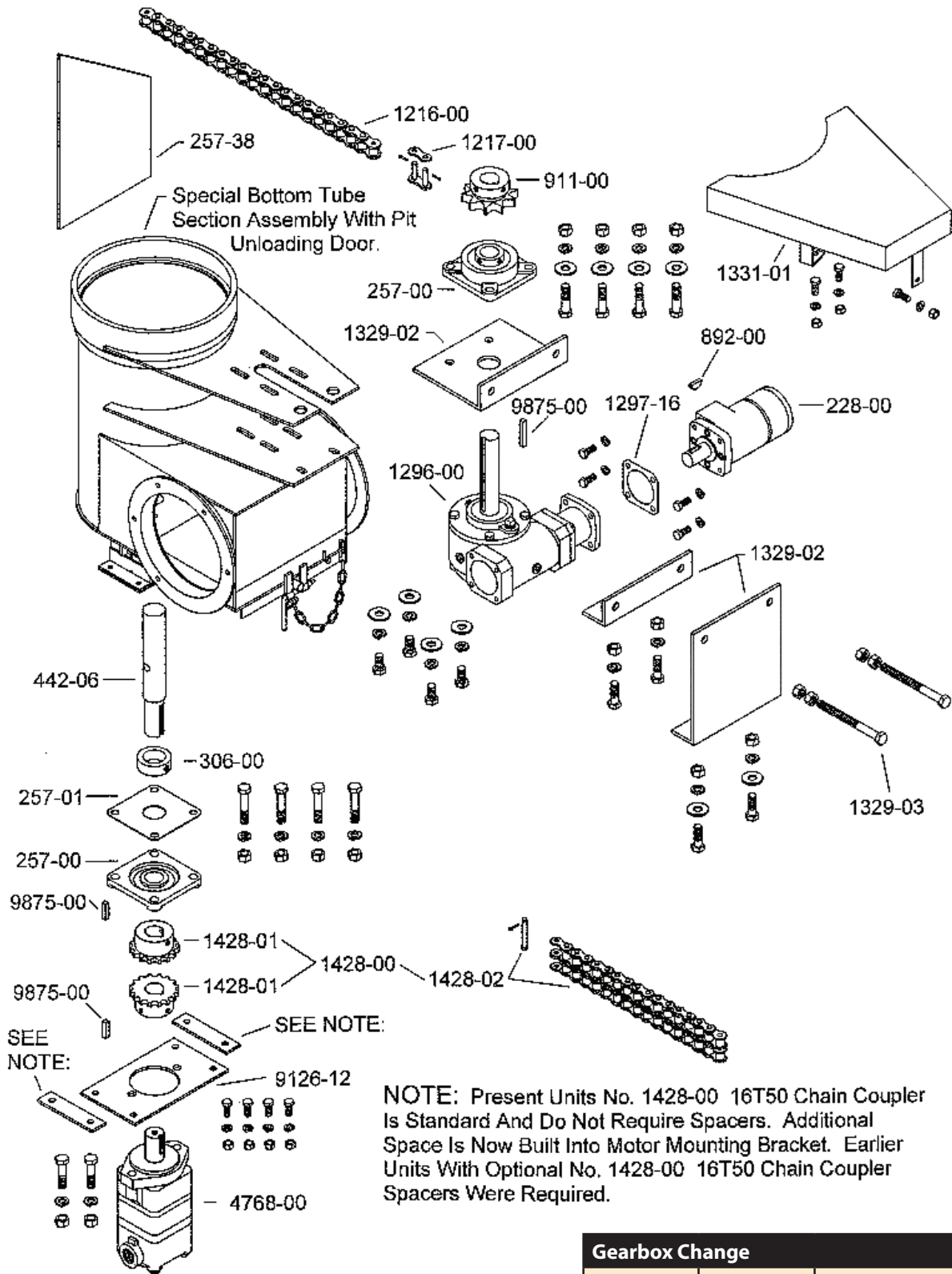


## Grease Bank

Part #	Item Description
184-32	1/8" (M) NPT x 1/8" (F) NPT Swivel Hydraulic Union
9361-02	Grease Fitting 1/4" - 28 Straight
9536-01	1/8" Straight Tube Connector for 1/4" Tubing
9536-02	1/8" Straight Bulkhead Connector
9536-03	1/8" Thread Lock Nut for Bulkhead Connector
9536-04	1/4" Nylon Coil Tubing
9536-05	1/2" Steel Tube Clamp
9578-00	1/8" NPT 90 Degree Street Elbow

Part #	Item Description
257	1 1/4" flange bearing (four bolt mounting)
257-1	Shield for #257 bearing
306-9	Slug Washer (1/4" thick x 1 3/32" I.D. x 1 3/4" O.D.)
440-3	Tail shaft for vertical auger (8 3/4')
541-3	Round bolt on end plate for top of vertical auger
9126-1	Top tube section standard assembly 90' long located in rear with delivery auger on left side (NOTE: other than standard, state location of incline auger, rear or front, with delivery on left or right side and length needed) (stainless steel tube)
9126-2	Top tube section standard assembly 96' long located in rear with delivery auger on left side (NOTE: other than standard, state location of incline auger, rear or front, with delivery on left or right side and length needed) (stainless steel tube)
9126-3	Incline auger flighting standard assembly 108 1/2' ling (NOTE: other than standard, state length) (stainless steel flighting) (less drive shaft and tail shaft)
9126-4	Incline auger flighting standard assembly 114 1/2' ling (NOTE: other than standard, state length) (stainless steel flighting) (less drive shaft and tail shaft)
9645-6.1	Bolt (3/8" UNC x 1 1/4" x grade 5)
9645-95	Lock washer (3/8")

# Simonsen Flow-Max Incline Auger, Bottom Section



Gearbox Change		
Old	New	Description
1296-00	1296-01	Gearbox for Power Turn
NA	1296-02	Will need for Conversion

# Simonsen Flow-Max Incline Auger, Bottom Section

<b>Part #</b>	<b>Item Description</b>
228-00	Hydraulic Motor For Power Turn (Two 1/2" Ports)
257-00	1-1/4" Flange Bearing (Four Bolt Mounting)
257-01	Shield With 1-1/2" Dia. Center Hole For No. 257-00 Bearing (Dwg. No. 5178)
257-38	Front Support Gusset. Fabrication Is Required To Assemble This Part To The Special Incline Auger Bottom Tube Section Assembly And The Frame Of The BFT-TA Tender.
306-00	1-1/2" Dia. Set Collar
442-06	Drive Shaft For Vertical Auger 10-1/8" Long (Dwg. No. 7425)
892-00	Woodruff Key No. 15 1/4" X 1"
911-00	Sprocket 10T80-1-1/4"
1216-00	No. 80 Stainless Steel Roller Chain (length Used 61 Pitches 61" Long) (State Length Needed)
1217-00	Connector Link For No. 80 Stainless Steel Roller Chain
1296-00	Gearbox For Power Turn (See Page 28)
1297-16	Gasket Between No. 1296-00 Gearbox And No. 228-00 Hydraulic Motor
1329-02	Take-Up Bracket Assembly For Tighting Power Turn Roller Chain (Dwg. No. 5180)
1329-03	Take-Up Bolt 1/2" X 5-1/2" Long With 4" Of Threads
1331-01	Shield For Power Turn (Dwg. No. 5195)
1428-00	16T50 Chain Coupler (Complete) (Includes Two No. 1428-01 And One No. 1428-02)
1428-01	16T50 X 1-1/4" Sprocket For Chain Coupler
1428-02	Replacement Chain For No. 1428-00 16T50 Chain Coupler (Includes Connector Link)
4768-00	Hydraulic Motor For Bottom Auger (Two 1-1/16" O-Ring Ports)
9126-12	Motor Mounting Plate For Incline Auger (Dwg. No. 5581)
9875-00	5/16" Square Key (State Length Needed) (Motor And Sprocket 1-1/4" Long) (Auger Drive Shaft And Sprocket 1-1/4" Long) (Power Turn Shaft And Sprocket 1-3/4" long)
9126-15	Incline Auger Bottom Tube Section Assembly With Pit Unloading Door (Stainless Steel Tube). Fabrication Is Required To Assembly This Part To The No. 257-38 Front Support Gusset And The Special Rear Adapter Tube Assembly Of The Bottom Auger

## NOTE:

Present Units No. 1428-00 16T50 Chain Coupler Is Standard And Do Not Require Spacers. Additional Space Is Now Built Into The Motor Mounting Bracket. Earlier Units With Optional No. 1428-00 16T50 Chain Coupler No. 257-37 Spacers Were Required. (Starting With Serial No. 7082295 No. 1428-00 Chain Coupler Standard on Incline Auger) (Dwg. No. 8097)



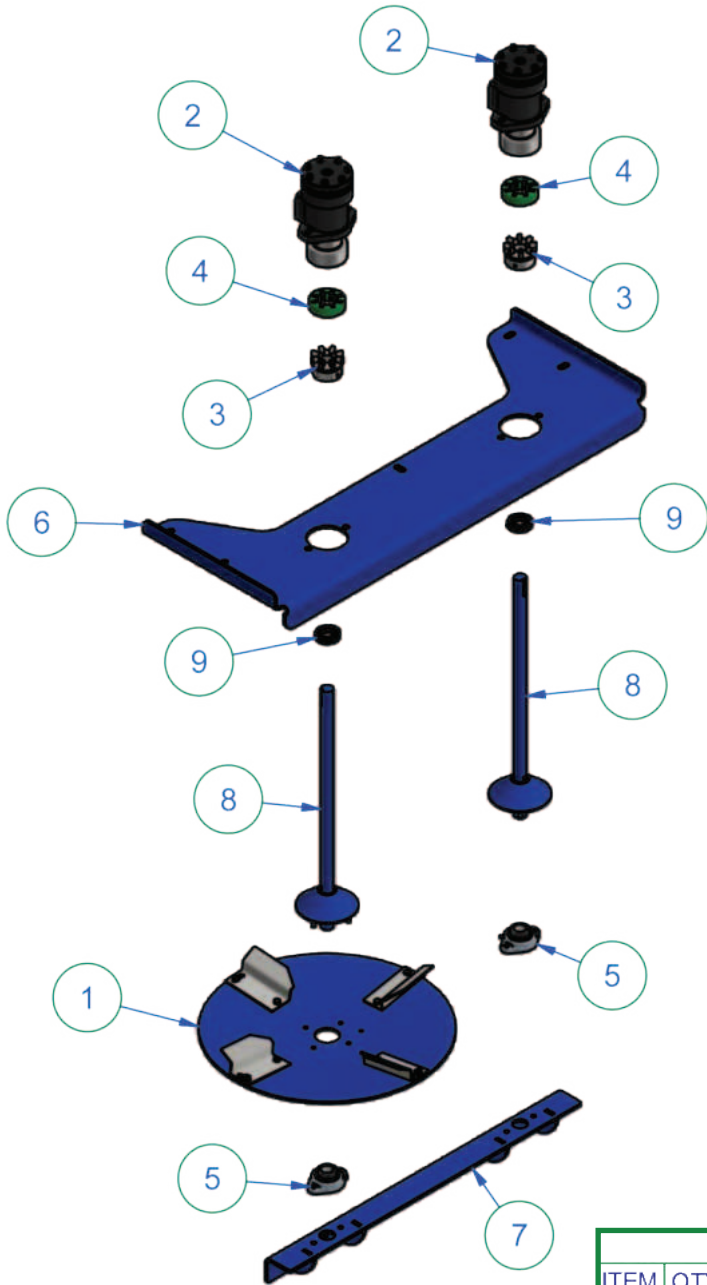


# Simonsen Flow-Max Bottom Auger



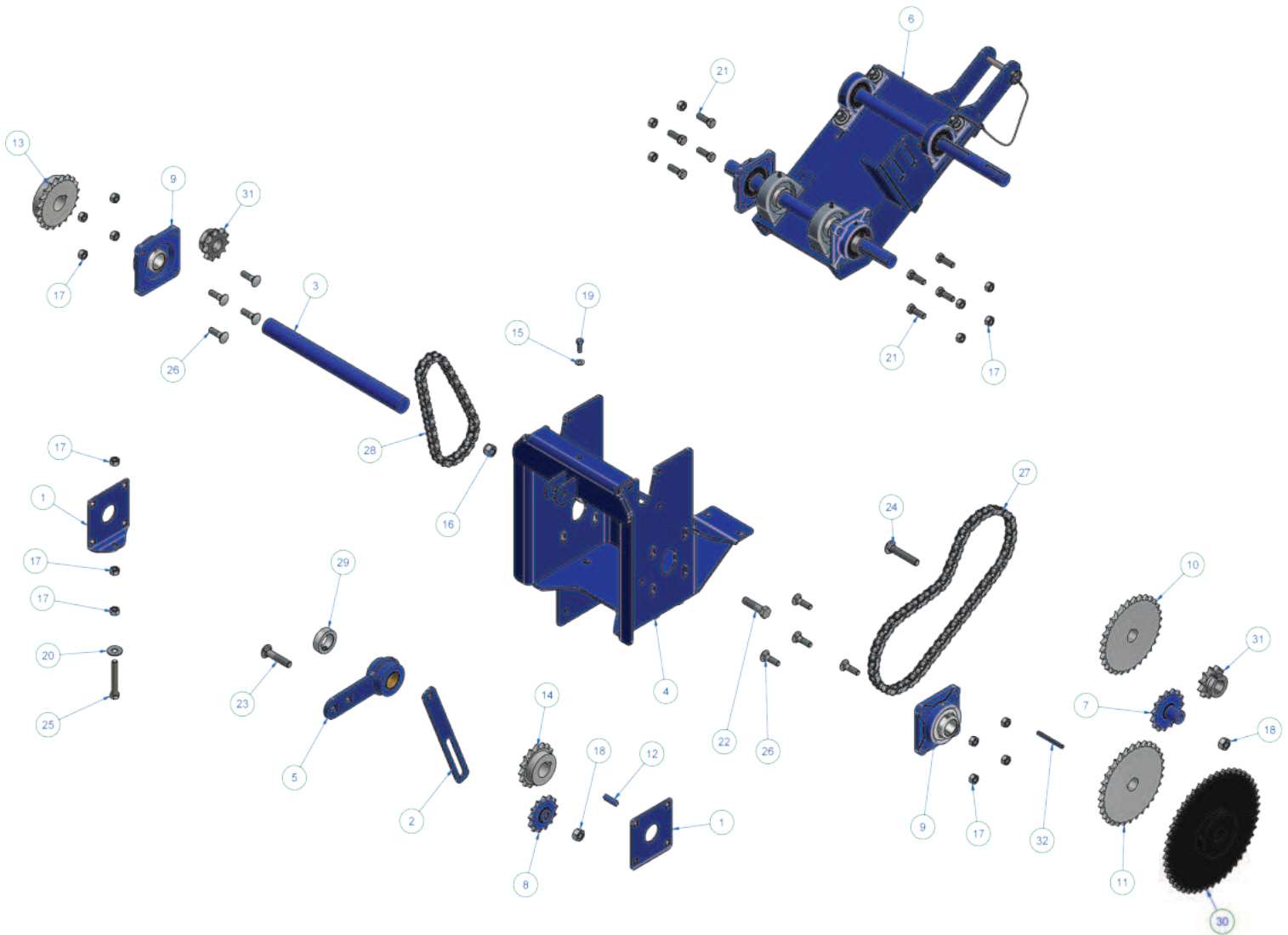
<b>Part #</b>	<b>Item Description</b>
410-01	1-1/4" Flange Bearing (Two Bolt Mounting)
410-02	Shield With 1-1/4" Dia. Center Hole For NO. 410-01 Bearing (Dwg. No. 5153)
496-02	Drive Shaft For Bottom Auger (9-3/8" Long) (Same As Part No. 9125-13) (Dwg. No. 3929)
541-02	Round Bolt On Endplate For Rear Of Floor Auger (Dwg. No. 5151)
541-25	Rear Support Gusset. Fabrication Required To Assemble This Part To The Special Rear ... Incline Auger Bottom Tube Section Assembly With Pit Unloading Door and to the Frame of the BFT-TA Tender.
1336-02	Tail Shaft For Bottom Auger (10" Long) (Dwg. No. 5152)
1428-00	16T50 Chain Coupler (Complete) (Includes Two No. 1428-01 And One No. 1428-02)
1428-01	16T50 X 1-1/4" Sprocket For Chain Coupler
1428-02	Replacement Chain For No. 1428-00 16T50 Chain Coupler (Includes Connectot Pin)
4766-00	Hydraulic Motor For Bottom Auger (Two 1-1/16" O-Ring Ports)
9123-22	Endplate And Motor Mounting Bracket Assembly For Bottom Auger (Dwg. 7925)
9124-08	Pit Dump Gate (stainless steel) (Includes All Welded On Parts) (Dwg. 5431)
9124-09	Sliding Half Of Hinge For Pit Dump Gate (One Sliding Half Only) (Dwg. 6266)
9124-10	Latch For Pit Dump Gate (Dwg. 4826)
9124-11	Linkage Between Pit Dump Gate And Latch (Includes Two Adjustable Halves),
9125-11	Two 3/8" X 1-1/4" Bolt, Flat Washers, Lock Washers And Nuts) (Dwg. 4566) Fill In Around #9125-13 Bottom Auger Drive Shaft (14 Gage Stainless Steel X 3-1/2" X 3-1/2" With 1-1/2" Dia. Hole) (Dwg. No. 4668)
9125-12	Spacer Between #410-01 Bearing And #9123-22 Mounting Bracket (Two Req'd) (1/4" x 1-1/2" Flat X 1-1/2" Long With 17/32" Hole)
9125-14	Hinge Pin For Dump Gate (3/8" Dia. Stainless Steel X 16-3/8") (Includes Two 3/16" X 1" Cotter Pins) Bottom Auger Flighting (Less Drive Shaft) (Spiral Is 9" Dia., Full Pitch, 7 Gage Stainless Steel, Right Hand)
9126-05	Flighting BFT5316 Bottom Auger (Stainless Steel) (15'-1") (Dwg. No. 5118)
9126-13	Flighting BFT5716 Bottom Auger (Stainless Steel) (16'-5") (Dwg. No. 5118)
9126-06	Flighting BFT6318 Bottom Auger (Stainless Steel) (18'-1") (Dwg. No. 5118)
9126-00	Flighting BFT7621 Bottom Auger (Stainless Steel) (21'-9") (Dwg. No. 5118)
9126-07	Flighting BFT8024 Bottom Auger (Stainless Steel) (21'-1") (Dwg. No. 5118)
9126-08	Flighting BFT8424 Bottom Auger (Stainless Steel) (24'-1") (Dwg. No. 5118)
Special	Bottom Auger Flighting NOTE: To Order STATE Length Of Original Bottom Auger Flighting Length Of Auger Flighting Long
9488-51	Floor Auger ext. Adapter Tube Assembly (Stainless Steel Tube) ... Fabrication is required to assemble this part to the incline auger bottom tube section with pit unloading door and to the floor auger.
9875-00	Square Key for drive shaft and sprocket or sprocket and motor shaft (5-16" x 1-1/4" long)

# Doyle 8 Ton Fertilizer Spreader



Parts List			
ITEM	QTY	PART NUMBER	DESCRIPTION
1	1	GWDPTO-911	SPINNER DISH ASSEMBLY, LH - 20-7/16" DIA
2	2	GWDPTO-970	SPINNER MOTOR ASSEMBLY
3	2	RC12	COUPLER, 1"
4	2	RC13	COUPLER INSERT
5	2	RC21	BEARING, 1", TWO BOLT FLANGE - w/ KEEPER
6	1	RFS-215	MOTOR MOUNT PLATE - 20-5/16" SPINNERS
7	1	RFS-741	20" SPINNER ANGLE WELDMENT
8	2	RFS-975	SPINNER DISH SHAFT ASSEMBLY - FERT, 50 FT
9	2	RPP-9006	SPLIT COLLAR - 1-1/4"

# Doyle 8 Ton Fertilizer Spreader

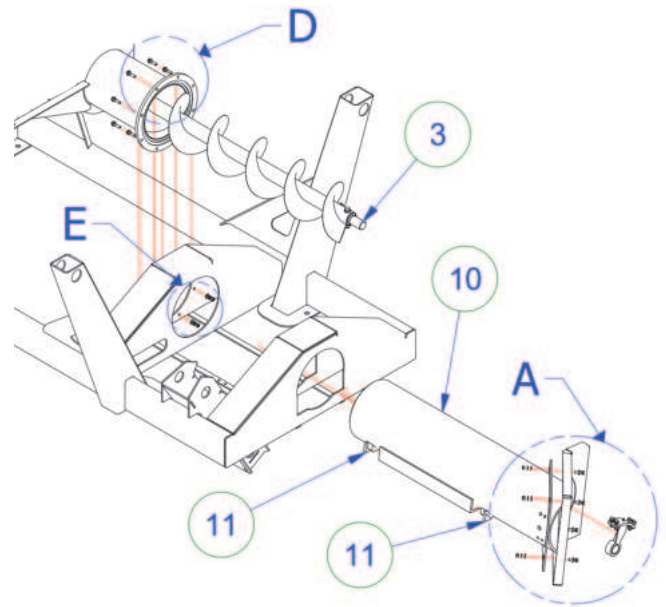
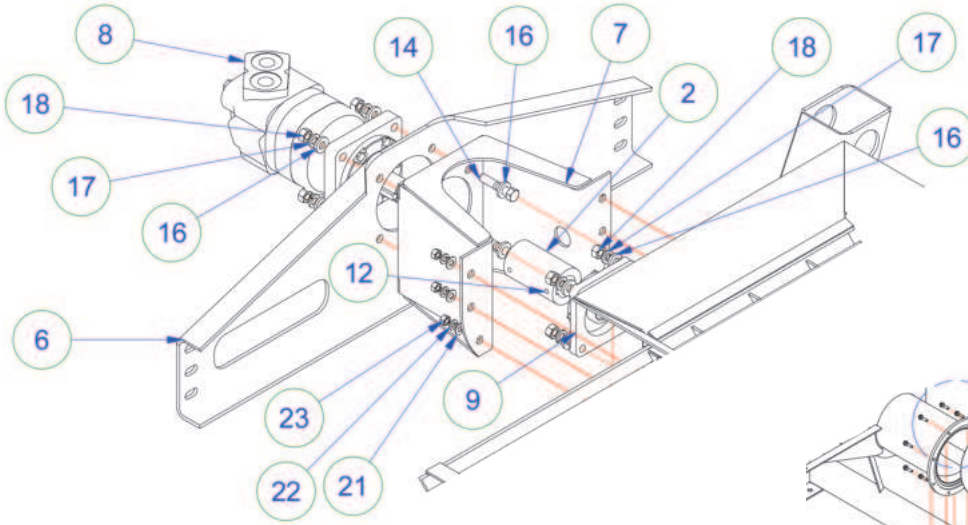


Parts List

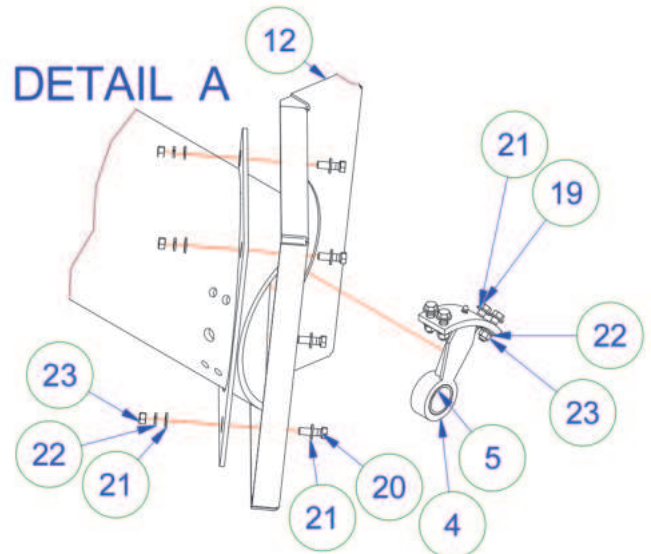
ITEM	QTY	PART NUMBER	DESCRIPTION
1	2	RC-176	BEARING TENSIONIONER, PLATE
2	1	RC-185	POWER FRAME, TENSION LINK
3	1	RC-192	POWER FRAME, LOWER SHAFT
4	1	RC-715	POWER FRAME WELDMENT
5	1	RC-718	CHAIN DRIVE TENSION WELDMENT
6	1	RC-940	POWER FRAME WHEEL MOUNT ASSEMBLY
7	1	RC-990	SPACED IDLER SPROCKET - 15 TOOTH
8	1	RC-991	SPACED IDLER SPROCKET - 13 TOOTH
9	2	RC23	BEARING, 4 BOLT FLANGE - 1-1/2"
10	1	RC27	SPROCKET, 30 TOOTH 60 SERIES, 1-1/4" BORE
11	1	RC28	SPROCKET, 32 TOOTH 60 SERIES, 1-1/4" BORE
12	1	RFS-335	3/8" x 3/8" x 1-1/2" KEY - MS
13	1	RFS629	SPROCKET, 20 TOOTH 60 SERIES, 1-1/2" BORE
14	1	RFS639	SPROCKET, 16 TOOTH 60 SERIES, 1-1/2" BORE
15	1	RHD113	3/8" FLAT WASHER - SS
16	1	RHD12	NUT, 5/8" NYLOCK - MS
17	19	RHD130	HEX NUT, 1/2" - MS
18	2	RHD132	5/8" HEX NUT - MS

19	1	RHD2	3/8" X 1" HEX BOLT - SS
20	2	RHD607	1/2" FLAT WASHER - MS
21	8	RHD612	1/2" X 1-1/2" HEX BOLT MS
22	1	RHD632	BOLT, HEX, 5/8" x 2" - MS
23	1	RHD633	CARRIAGE BOLT, 5/8" X 3" - MS
24	1	RHD634	CARRIAGE BOLT, 5/8" X 3-1/2" - MS
25	1	RHD635	BOLT, HEX, 1/2" x 3-1/2", GRADE 8 - MS
26	8	RHD7	CARRIAGE BOLT, 1/2" X 1-3/4"
27	1	RPP-3001-64	HI / LOW CHAIN - 8 TON COMBO & FERT - SS
28	1	RPP-3004-39	POWER FRAME CHAIN - 8 TON FERT - ARMOR COAT
29	1	RPP-50	COLLAR, SET, 1-1/2" - MS
30	1	RVM-48-011A	SPROCKET, 48 TOOTH 60 SERIES, 1-1/4" BORE
31	2	RVM-48-09	SPROCKET, 60BS11T x 1-1/4" BORE
32	1	RVM-48-39	1/4" X 1/4" X 3-1/8" KEY - MS

# Doyle 24 Ton Tender

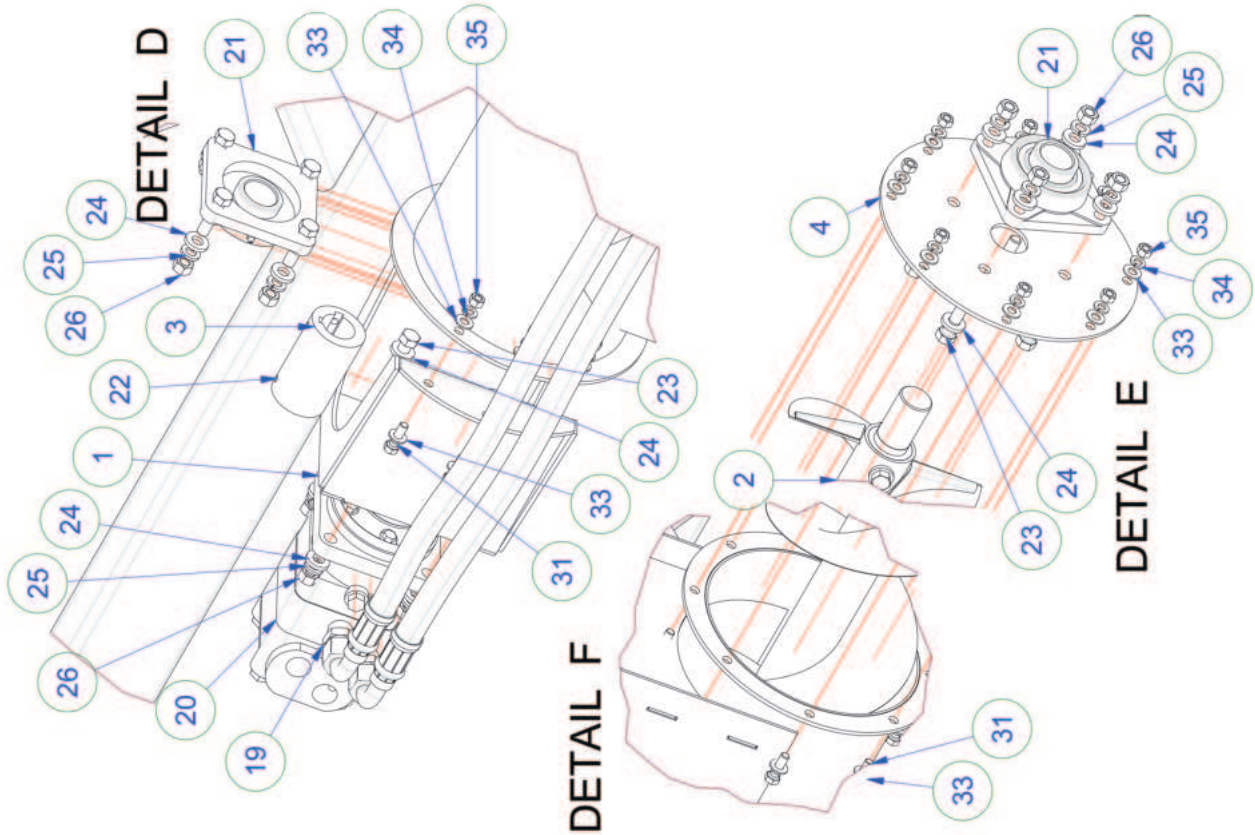


Parts List			
ITEM	QTY	PART NUMBER	DESCRIPTION
1	1	55-711	BELLY AUGER WELDMENT
2	1	55-034	AUGER MOUNT SHAFT, COLLAR
3	1	52-800-026	24 TON BELLY AUGER
4	1	TT131	AUGER BRACKET
5	1	TT131B	AUGER BRACKET BUSHING
6	1	55-026	FRONT BELLY AUGER SUPPORT
7	1	55-707	MOTOR MOUNT BELLY AUGER WELDMENT
8	1	TT109	MOTOR, BELLY AUGER
9	1	TT108	AUGER END BEARING
10	1	55-717	BELLY AUGER END WELDMENT
11	4	55-076	DELRIN SPACER
12	1	55-716	BELLY AUGER TRANSITION WELDMENT
13	3	SS038SS	3/8" SQUARE HEAD SET SCREW
14	4	HB05013250SS	HEX BOLT - STAINLESS - 0.5" x 2.5"
15	10	HB05013200SS	HEX BOLT - STAINLESS - 0.5" x 2"
16	40	FW050SS	FLAT WASHER - STAINLESS - 1/2"
17	14	LW050SS	LOCK WASHER - STAINLESS - 1/2"
18	14	HN05013SS	HEX NUT - STAINLESS - 1/2 - 13
19	12	HB03816150SS	HEX BOLT - STAINLESS - 0.375" x 1.5"
20	10	HB03816125SS	HEX BOLT - STAINLESS - 0.375" x 1.25"
21	44	FW038SS	FLAT WASHER - STAINLESS - 3/8"
22	22	LW038SS	LOCK WASHER - STAINLESS - 3/8"
23	22	HN03816SS	HEX NUT - STAINLESS - 3/8 - 16
24	1	55-700	TRAILER TENDER FRAME WELDMENT





# Doyle 24 Ton Tender

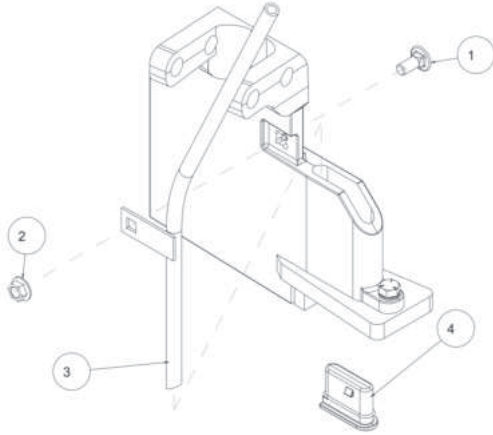


Parts List			DESCRIPTION
ITEM	QTY	PART NUMBER	
1	1	55-718	MOTOR MOUNT DISCHARGE AUGER WELDMENT
2	1	55-736	DISCHARGE AUGER
3	1	55-034	AUGER MOUNT SHAFT, COLLAR
4	1	55-065	DISCHARGE AUGER, END CAP
5	1	55-257	DISCHARGE AUGER, PIN
6	2	55-067	DISCHARGE AUGER, PIN LOCK INNER
7	2	55-068	DISCHARGE AUGER, PIN LOCK OUTER
8	1	55-069	DISCHARGE AUGER, PIN RETAINER
9	1	55-716	BELLY AUGER TRANSITION WELDMENT
10	1	55-717	BELLY AUGER END WELDMENT
11	1	55-719	BELLY AUGER ARM WELDMENT
12	1	55-720	DISCHARGE AUGER WELDMENT
13	1	55-726	DISCHARGE AUGER SUPPORT WELDMENT
14	2	55-918	HYDRAULIC HARD LINE ASSEMBLY, 3/4
15	6	HY127	HYDRAULIC LINE BRACKET
16	3	HY138	HYDRAULIC BRACKET MOUNT
17	3	HY172	HYDRAULIC MOUNT STUD
18	6	HY116	3/4" HYDRAULIC BUSHING
19	2	HY84	FITTING, 3/4 MO/R - 3/4 MJ/C, STR
20	1	TT109	HYDRAULIC MOTOR
21	2	TT108	AUGER END BEARING
22	3	SS038SS	3/8" Square Head Set Screw
23	12	HB05013200SS	Hex Bolt - Stainless - 0.5" x 2"
24	24	FW050SS	Flat Washer - Stainless - 1/2"
25	12	LW050SS	Lock Washer - Stainless - 1/2"
26	12	HN05013SS	Hex Nut - Stainless - 1/2 - 13
27	4	HB05013200G5	HEX BOLT - MILD - 0.5" x 2"
28	8	FW050G8	FLAT WASHER - MILD - 1/2"
29	4	LW050G5	LOCK WASHER - MILD - 1/2"
30	4	HN05013G8	HEX NUT - MILD - 1/2"
31	34	HB03816125SS	HEX BOLT - STAINLESS- 0.375" x 1.25"
32	10	HB03816100SS	Hex Bolt - Stainless - 0.375" x 1"
33	46	FW038SS	FLAT WASHER - STAINLESS - 3/8"
34	44	LW038SS	LOCK WASHER - STAINLESS - 3/8"
35	18	HN03816SS	HEX NUT - STAINLESS - 3/8 - 16
36	3	HB03118150SS	HEX BOLT - STAINLESS - 0.3125" x 1.5"
37	1	55-700	TRAILER TENDER FRAME WELDMENT

# Yetter 10000

## PART IDENTIFICATION

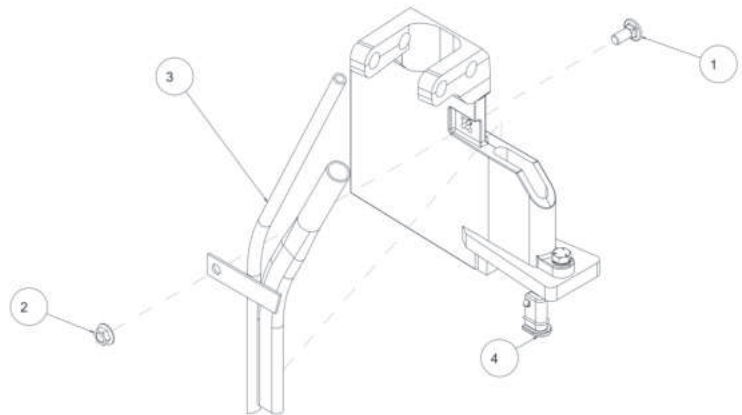
2987-040-R (SHOWN) & 2987-040-L  
NH3 (3/8" TUBE) FERTILIZER KIT



NOTE A: LH PARTS ARE DENOTED BY AN "L" OR "LH" SUFFIX ON PART NUMBER  
RH PIECES HAVE THE SAME NUMBER WITH "R" OR "RH" AS A SUFFIX

ITEM	PART #	DESCRIPTION	QTY
1	2505-205	5/16-18 X 3/4 CARBOLT G5 ZP	1
2	2520-206	5/16-18 FLANGE LOCK NUT	1
A 3	2987-248-R	RH FERT TUBE W.A. L/N	1
4	2987-412	FULL PLUG	1

2987-042-R (SHOWN) & 2987-042-L  
NH3 w/ VAPOR (3/8" & 3/4" TUBE) KIT



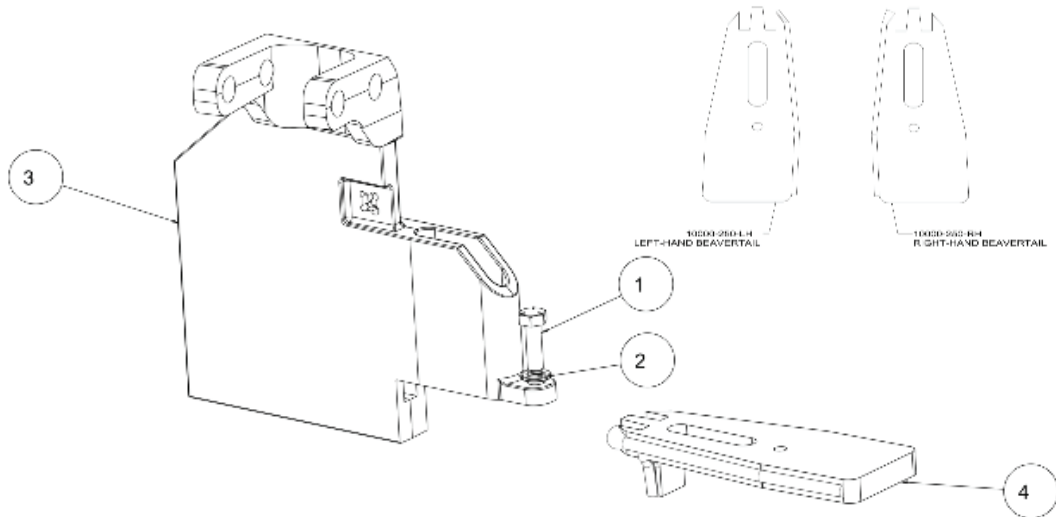
NOTE A: LH PARTS ARE DENOTED BY AN "L" OR "LH" SUFFIX ON PART NUMBER  
RH PIECES HAVE THE SAME NUMBER WITH "R" OR "RH" AS A SUFFIX

ITEM	PART #	DESCRIPTION	QTY
1	2505-205	5/16-18 X 3/4 CARBOLT G5 ZP	1
2	2520-206	5/16-18 FLANGE LOCK NUT	1
A 3	2987-246-R	RH FERT TUBE W.A. NH3 W/V	1
4	2987-413	1/2 PLUG	1

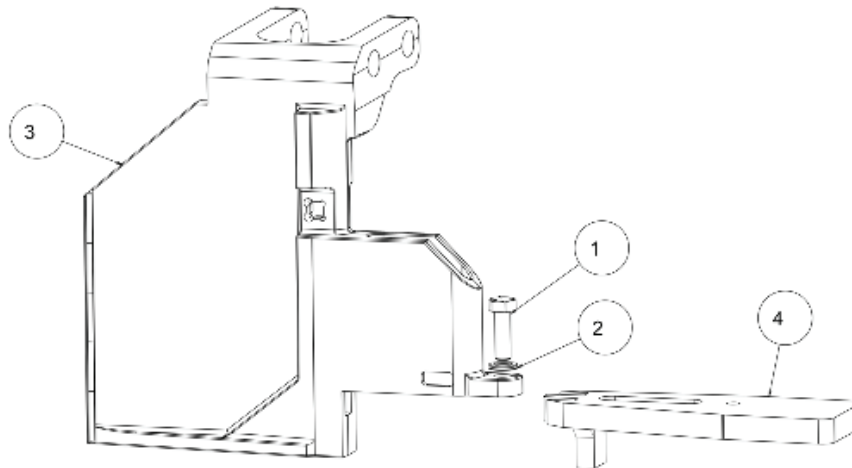


## PART IDENTIFICATION

### 2987-406 RH (TOP) & 2987-407 LH (BOTTOM) MAGNUM KNIFE ATTACHMENT



ITEM	PART #	DESCRIPTION	QTY
1	2502-198	5/16-18 X 1 HHCS GR.5 ZP	1
2	2525-201	5/16 MED. LOCKWASHER ZP.	1
3	2987-406-C	SIDE KNIFE w/ CARBIDE RH	1
4	10000-250-RH	BEAVERTAIL RH W.A., 2IN	1



ITEM	PART #	DESCRIPTION	QTY
1	2502-198	5/16-18 X 1 HHCS GR.5 ZP	1
2	2525-201	5/16 MED. LOCKWASHER ZP.	1
3	2987-407-C	SIDE KNIFE w/ CARBIDE LH	1
4	10000-250-LH	BEAVERTAIL LH W.A., 2IN	1



# Yetter 10000

## PART IDENTIFICATION 10000-100-LH (SHOWN) & 10000-1000-RH MAGNUM BASE ASSEMBLY

ITEM	PART #	DESCRIPTION	QTY
1	2502-198	5/16-18 X 1 HHCS GR.5 ZP	1
2	2502-244	3/8-16 X 1-1/4 HHCS GR 5 ZP	1
3	2502-296	1/2-13 X 2-1/2 HHCS GR5 ZP	1
4	2502-327	5/8-11 X 5 HHCS GR.5 ZP	1
5	2502-351	1/2-13 X 2 HHCS GR.5 ZP	1
6	2502-364	1/2-13 X 4 HHCS GR. 5 ZP	1
7	2502-405	3/4-10 X 8 HHCS GR. 5 ZP	1
8	2502-426	3/4-10 X 6 HHFS GR8, ZP	1
9	2502-525	3/4-10 X 16 HHCS GR. 5 ZP, 3" THREAD LENGTH	1
10	2506-306	1/2-13 X 1-1/2 #3 REPAIRPLWBLT	6
11	2520-253	3/8-16 JAM HEX NUT ZP	1
12	2520-357	1/2-13 LOCK HEX NUT, GR A, ZP	6
13	2520-363	1/2-13 NYL INSERT LOCKNUT, GR 2	4
14	2520-516	3/4-10NYLON INSERT LCKNT, GR 2, ZP	1
15	2520-603	5/8-11 HEX TOP LOCK	1
16	2520-604	3/4-10 HEX TOP LOCK	2
17	2525-201	5/16 MED. LOCKWASHER ZP.	1
18	2526-351	1/2 STANDARD FLATWASHER ZP	2
19	2526-453	5/8 SAE FLATWASHER ZP	3
20	2526-501	3/4 STANDARD FLATWASHER ZP	2
21	2530-208	3/8 X 2-1/2 ROLL PIN ZP	1
22	2570-069	40MM BEARING - AN212132 (5203KYY2)	1
23	2570-447	EYEBOLT, 1/2-13 X 4-1/4	1
24	2571-279	.256 X 22.60" COULTER BLADE	1
25	2967-302	SPACER, 3/4" PLATED	1
26	2986-342	COMPRESSION SPRING, AVENGER	1
27	2986-405	SPRING BUSHING	1
(A) 28	2987-395-L	PAINTED LH CLSNG ARM TORS SPRG	1
29	2987-407	LH SIDE KNIFE CAST, MACH W/CARB	1
30	3000-344	2-1/2" SPRING#LHL-1500B-2, BLK	1
(A) 31	10000-111-LH	MAGNUM LH MAIN ARM, ASSEMBLY	1
32	10000-112	WW ARM W/ BUSHING, ASSY	1
(A) 33	10000-113-LH	CLOSING ARM LH W/ BUSHING	1
34	10000-114	WIPER WHEEL	1
35	10000-203	CLOSING PIVOT BUSHING	1
(A) 36	10000-250-LH	BEAVERTAIL LH W.A., 2IN	1
37	10000-302	MOUNT OFFEST MAGNUM, MACHINED	1
38	10000-307	MAIN PIVOT PIN	1
39	10000-309	BUSHING, WIPER WHEEL PIVOT	1
(A) 40	10000-317-LH	MAGNUM WIPER WHEEL TORSION SPRING, LH	1
41	10000-333	SPRING LIMITER BUSHING	1
42	10000-347	PIVOT BUSHING	3

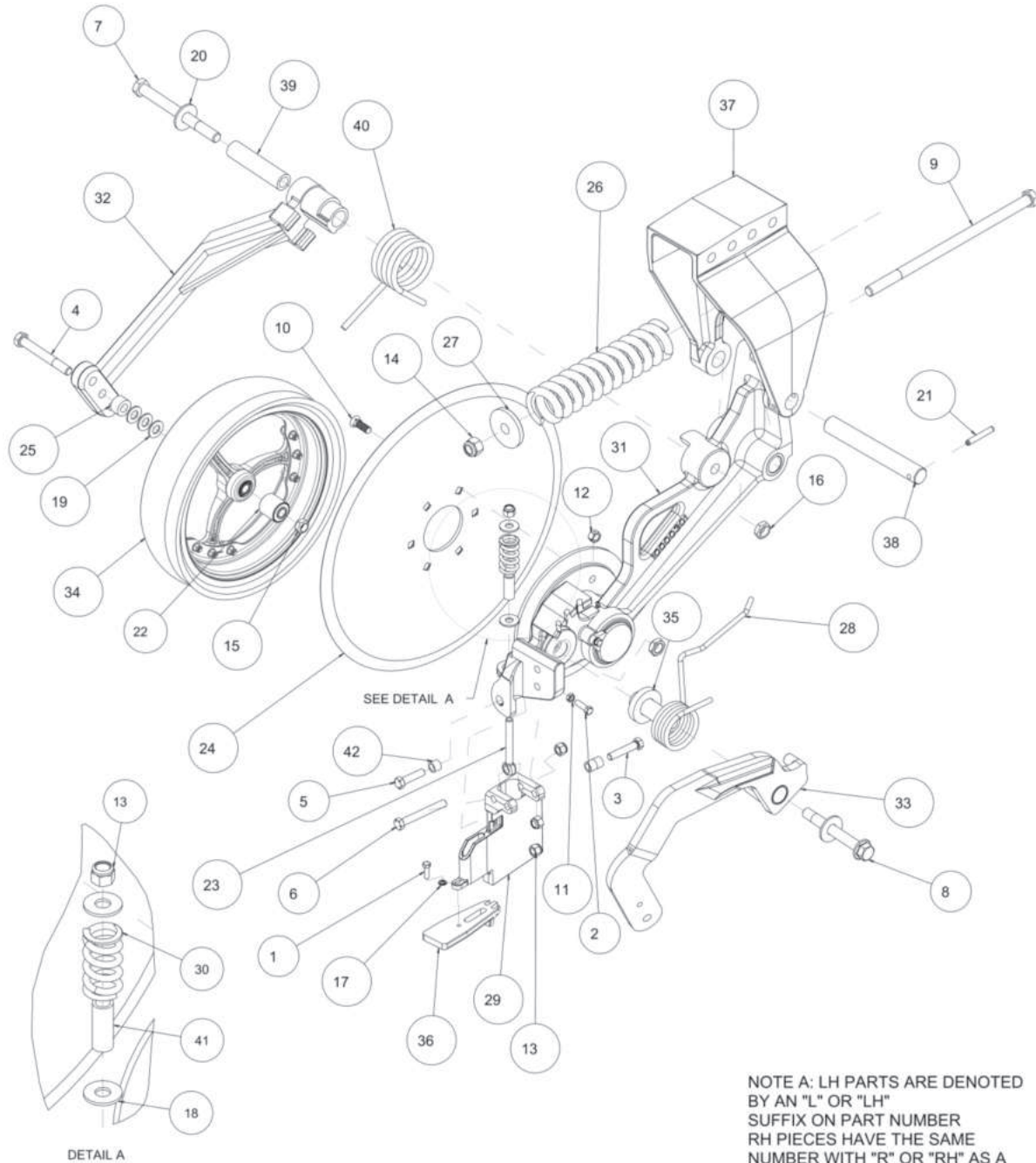
**MANUFACTURED 7/2016 – 2/2018**



# Yetter 10000



## PART IDENTIFICATION 10000-100-LH (SHOWN) & 10000-1000-RH MAGNUM BASE ASSEMBLY



**MANUFACTURED 7/2016 – 2/2018**

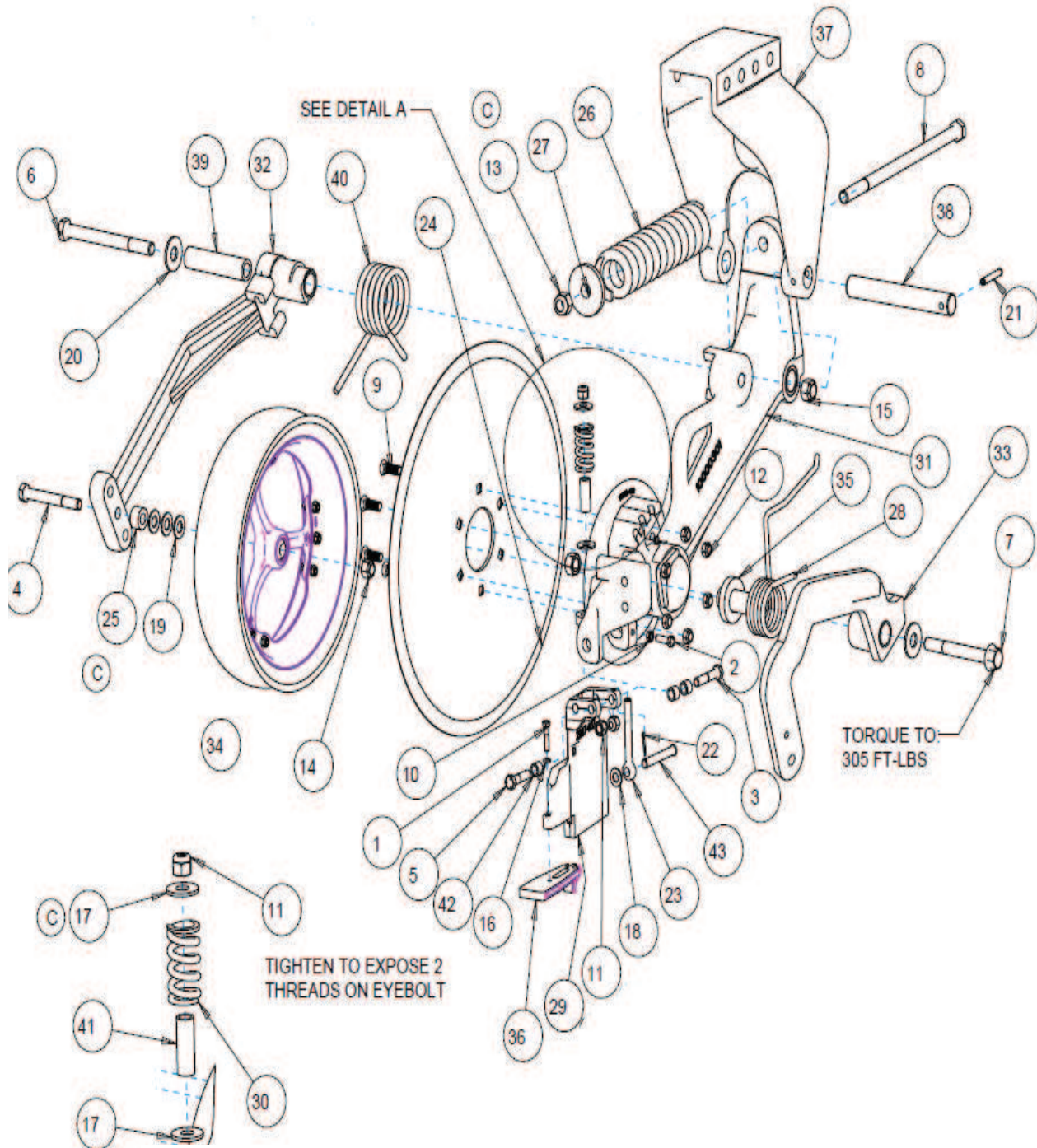
## PART IDENTIFICATION 10000-100-LH

ITEM	PART NO.	DESCRIPTION	QTY
1	2502-206	5/16-18 X 1-1/2 HHCS GRADE 5	1
2	2502-244	3/8-16 X 1-1/4 HHCS GRADE 5	1
3	2502-296	1/2-13 X 2-1/2 HHCS GRADE 5	1
4	2502-327	5/8-11 X 5 HHCS GRADE 5	1
5	2502-351	1/2-13 X 2 HHCS GRADE 5	1
6	2502-405	3/4-10 X 8 HHCS GRADE 5	1
7	2502-426	3/4-10 X 6 HHCS GRADE 8	1
8	2502-525	3/4-10 X 6 HHFS GRADE 5 3" THREAD	1
9	2506-306	1/2-13 X 1-1/2 #3 PLOW BOLT	6
10	2520-253	3/8-16 JAM HEX NUT	1
11	2520-359	1/2-13 NYLON LOCK HEX NUT GRADE N8	3
12	2520-362	1/2-13 LOCK HEX NUT GRADE C	6
13	2520-516	3/4-10 NYLON LOCK HEX NUT	1
14	2520-603	5/8-11 TOP LOCK HEX NUT	1
15	2520-604	3/4-10 TOP LOCK HEX NUT	2
16	2525-201	5/16 LOCKWASHER	1
17	2526-351	1/2 STANDARD FLAT WASHER	2
18	2526-352	1/2 SAE FLAT WASHER	1
19	2526-453	5/8 SAE FLAT WASHER	3
20	2526-501	3/4 STANDARD FLAT WASHER	2
21	2530-208	3/8 X 2-1/2 ROLL PIN	1
22	2531-107	1/8 X 1 COTTER PIN	1
23	2570-447	EYEBOLT 1/2-13 X 4-1/4	1
24	2571-279	SMOOTH BLADE .256 X 22.60"	1
25	2967-302	SPACER 3/4"	1
26	2986-342	COMPRESSION SPRING	1
27	2986-405	SPRING BUSHING	1
28	2987-395-L	LEFT HAND TORSION SPRING	1
29	2987-407	LEFT HAND KNIFE	1
30	3000-344	2-1/2" COMPRESSION SPRING	1
31	10000-111-LH	LEFT HAND MAIN ARM ASSEMBLY	1
32	10000-112	WIPER WHEEL ARM ASSEMBLY	1
33	10000-113-LH	LEFT HAND CLOSING PIVOT ARM	1
34	6000-071	WIPER WHEEL	1
	2570-069	BEARING	1
35	10000-203	BUSHING, CLOSING ARM PIVOT	1
36	10000-250-LH	LEFT HAND BEAVERTAIL SEALER	1
37	10000-302	MOUNT OFFSET	1
38	10000-307	PIVOT PIN 1.25" X 9.125"	1
39	10000-309	BUSHING, WIPER WHEEL PIVOT	1
40	10000-317-LH	SPRING, LEFT HAND WIPER WHEEL TORSION	1
41	10000-333	BUSHING, SPRING LIMITER	1
42	10000-347	BUSHING, KNIFE PIVOT	3
43	10000-355	PIN, 1/2 X 3.5	1

**MANUFACTURED 3/2018 – PRESENT**



## PART IDENTIFICATION 10000-100-LH

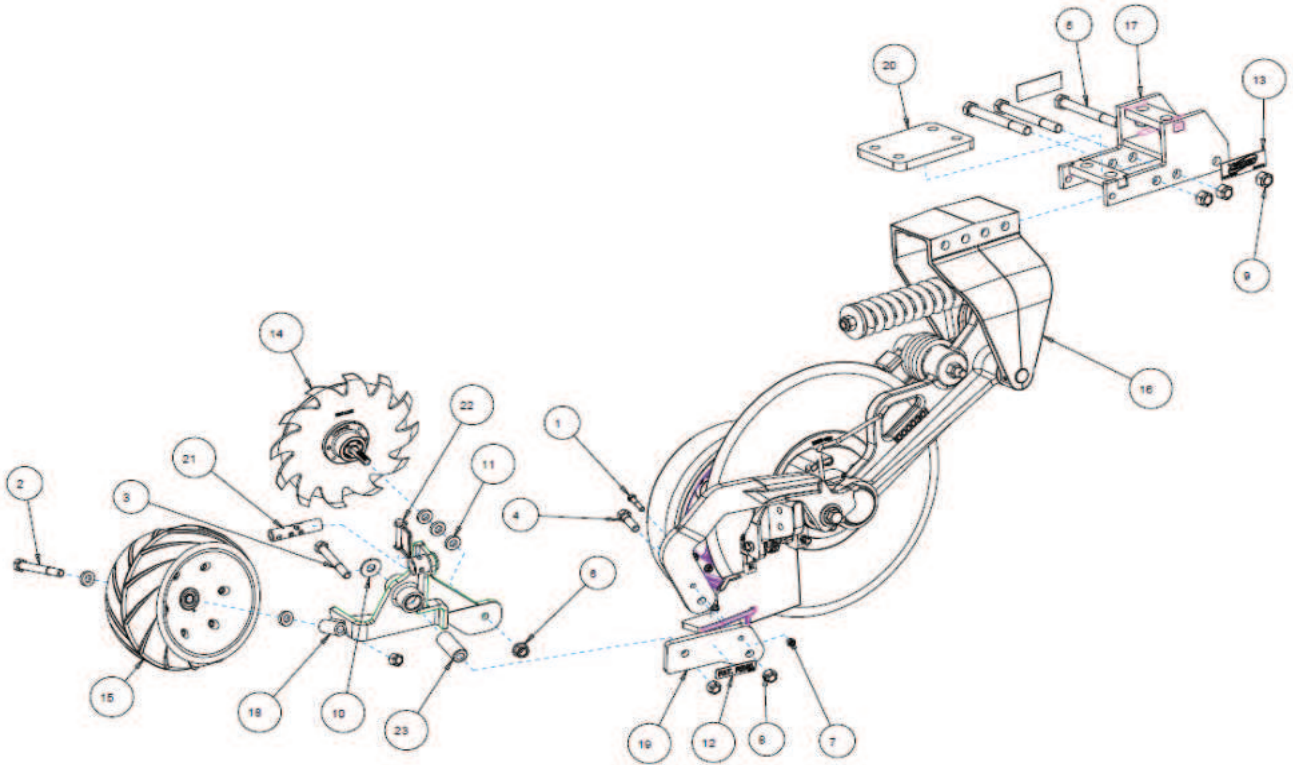


**MANUFACTURED 3/2018 - PRESENT**

# Yetter 10000

## PART IDENTIFICATION

10000-002-LH (SHOWN) & 10000-002-RH  
MAGNUM w/ WALKING TANDEM  
4" WIDE TOOLBAR, SHORT MOUNT



ITEM	PART NO.	DESCRIPTION	QTY.
1	2502-245	3/8-16 X 1-3/4 HHCS GR. 5	1
2	2502-327	5/8-11 X 5 HHCS GR. 5	1
3	2502-334	5/8-11 X 4-1/2 HHCS GR. 5	1
4	2502-391	5/8-11 X 2 HHCS GR. 5	1
5	2502-509	3/4-10 X 7 HHCS GR. 5	3
6	2520-465	5/8-11 FLANGE HEX NUT GR. 8	1
7	2520-601	3/8-16 TOP LOCK HEX NUT GR. C	1
8	2520-603	5/8-11 TOP LOCK HEX NUT GR. C	3
9	2520-604	3/4-10 TOP LOCK HEX NUT GR. C	3
10	2526-451	5/8 FLAT WASHER	1
11	2526-455	WASHER 21/32 ID. X 1-1/4 OD. X 1/4 THK	5
12	2565-071	PATENT DECAL	1
13	2565-162	YETTER DECAL	2
14	2987-142-L	LH CAST CLOSING WHEEL ASSEMBLY	1
15	6200-363	6.5 X 12 PRESS WHEEL ASSEMBLY	1
	2570-069	40MM BEARING	1
16	10000-100-LH	LH BASE ASSEMBLY	1
17	10000-201	4" MOUNT	1
18	10000-205-LH	LH TANDEM CLOSER PIVOT	1
	10000-332	SLEEVE 1.5" OD. X 1.25" ID. X 0.75" WIDTH	2
19	10000-308	TANDEM MOUNT PLATE	1
20	10000-311	CLAMP PLATE 4" TOOLBAR	1
21	10000-330	ADJUSTMENT TUBE	1
22	10000-334	3/8" WIRE PIN	1
23	10000-361	SEALER PIVOT BUSHING	1



# Yetter 10000



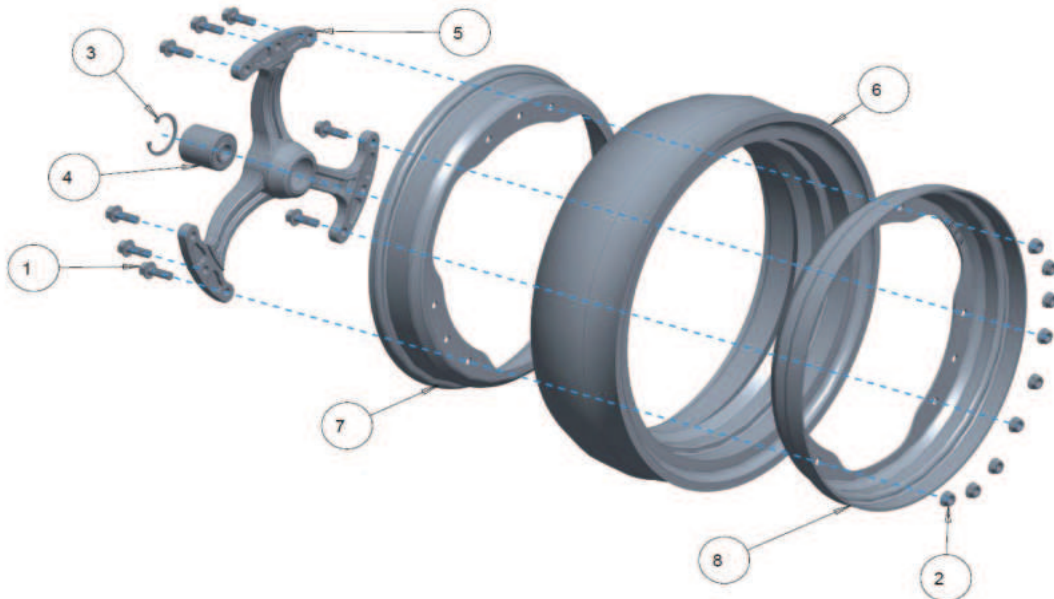
**10000-114**  
 07/2016-07/2023  
 PARTS IDENTIFICATION



**PART LIST:**

- |   |                                 |
|---|---------------------------------|
| 1. 2502-228 M8 X 30 HEX HEAD FLANGE SCREW 8.8 | 5. 2570-148 4" X 16" WHEEL HALF |
| 2. 2520-207 M8 NYLON FLANGE LOCK NUT          | 6. 2570-149 3" X 16" WHEEL HALF |
| 3. 2550-527 SNAP RING                         | 7. 2570-069 BEARING             |
| 4. 2570-090 TRI-SPOKE HUB                     | 8. 2987-399 TIRE 4.5" X 16"     |
|   | 2570-091 TIRE 3" X 16"          |

**6000-071**  
 08/2023-PRESENT



1	2502-229	FLANGE HEAD BOLT M8X1.25X25MM	9	5	6000-600	THREE SPOKE HUB	1
2	2520-208	FLANGE HEX NUT	9	6	6000-602	4.5"X16 TIRE	1
3	2550-527	SNAP RING	1	7	6000-604	WHEEL HALF	1
4	2570-069	40MM BEARING	1	8	6000-605	INNER WHEEL HALF	1

# Catalog Index

## A

Ace Pump .....	63
Accuboom .....	39
Accu-Flow NH <sub>3</sub> System (RAVEN®).....	43-60
Acme Gaskets .....	184
Adapters	
Acme .....	182
Relief Valve.....	186, 188
Swivel Hose .....	183
AGCO Spra-Coupe.....	63
Agricover - Roll Tarp.....	24, 207-213
Air Coupling .....	136
Air Line Tubing .....	136
Apollo Valves.....	159
Apron - Safety .....	166
Assisted Steering Systems.....	34, 40-41
Augers - Tenders .....	214-216
Autoboom.....	39

## B

B&B .....	18
Back Check Valves .....	197
Banjo® Products	
Base Plate Assemblies.....	63
Cam Lever Couplings - SS.....	116
Cam Lever Couplings - Poly.....	117-119, 124
Check Valve.....	89, 121
Closed Transfer System .....	64
Dry Disconnect.....	94-95
IBC.....	120-124
Manifold Fittings.....	92, 99-101, 105
Manifold Systems.....	115
Manifold Valves .....	56-92, 104-105, 119
Poly Valves .....	64, 84-94, 102-106
Pressure Spike Valve .....	87
Pumps.....	63-82, 125
Strainers .....	63, 107-114
Tank Bungs.....	96
Barbs	
Manifold-Hose.....	185
Polypropylene-Hose.....	97
Stainless Steel - Hose .....	193
Shur-Flo Adapter .....	137
Steel - Hose .....	160
Bearings .....	217
Beavertail Sealers .....	168
Belts	
Spreader .....	217, 252-253, 258-259
Blades - Coulter .....	131, 177, 278-282
Blades - Fertilizer Spreader .....	217, 272
Blu Jet Shanks .....	198
Boom Leveling Systems .....	39
Bottle - Water .....	167
Bulkhead Fittings.....	96
Bull Pull Hitch.....	33
Bulldog Jacks .....	206
Butterfly Valves.....	159

## C

Caps	
Acme.....	182
Nozzle.....	143
Relief Valve.....	188
Case IH, CNH (DMI®)	
Coulters.....	129-133, 177
Coulter Knife Injector.....	129-133
Hubs & Components.....	203-204
Jacks.....	206
Liquid Fertilizer Placement .....	125-133
Liquid Application .....	30-32
Sealers .....	173-174, 178-179
Shanks .....	170-172, 175-176
Spring Bundles - Shank Clamps .....	171-172
Toolbars.....	25-29, 220-246
Wing Extensions .....	202
Centrifugal Pumps .....	63, 155
Chain .....	167, 218
Chemical Inductor.....	115
Chemical Injection .....	41, 149-152
Clamps	
Hose .....	135, 181
T-Bolt.....	135
Coulters.....	129-133, 177
Coulter Blades.....	129-133, 177
Combo Valves - NH <sub>3</sub> .....	193-194, 196
Compressors	
Corken .....	198-201
York - Vapor.....	198
Consoles .....	42
Continental Ball Valve .....	183, 192
Continental Equalizer.....	180
Continental NH <sub>3</sub> A-360 Manifold .....	186
Continental Products .....	180, 182-186, 188-190, 192-193, 195
Corken	
Parts Kits .....	199-201
Pumps.....	198-201
Couplers	
Dry Disconnect.....	94-95
Lovejoy .....	63
NH <sub>3</sub> Breakaway.....	217-218, 223
Pipe - SCH 40 BLK .....	160-161
Pipe - Forged Steel.....	164-165
Speed.....	182
Coveralls - Disposable.....	165
Cultivator Knives.....	169
Cylinders	
Case IH.....	231
Stroke Control Kit .....	202

## D

Dalton Disc Sealers .....	178-179
Dalton NH <sub>3</sub> Wagons .....	19, 247-249
Dalton Spreader .....	20-22
Decals	
NH <sub>3</sub> Safety Coupler .....	189-190
NH <sub>3</sub> Nurse Tank.....	191

# Catalog Index

NH <sub>3</sub> Storage Tank.....	191
Willmar Equipment.....	191, 263-265
Deep Furrow Knife.....	168
Density Scales.....	207
Dials.....	188
Disc Sealers.....	173-174, 178-179
Disposable Coveralls.....	166
DMI®.....	(See Case IH, CNH)
Doyle	
Blending & Handling Equipment.....	10-13
Conveyors.....	9
Line Drawings.....	272-275
Spreader.....	6-8
Tender.....	4-5
Dry Chemical Inductor.....	115
Dry Disconnect.....	94-95
DuraProducts.....	149-152

## E

Eductor - Chemical.....	159
ESV Valves (Emergency).....	187, 197
EVA Tubing.....	135, 181

## F

Fittings	
Air Line.....	136
Black Iron SCH 40.....	160-161
Black Iron Forged Steel.....	164-165
Polypropylene.....	83, 92, 96-101, 105
Stainless Steel.....	162-163
Shurflo Fittings.....	136
Flowmeters.....	50-60, 83, 149, 153-154
Flanges.....	105, 159
Flex Connectors -Stainless Steel.....	197
Flighting - Auger.....	214-216, 266-271
Floodjet Nozzles.....	143
Flow Dividers.....	186
Flow-Max (Simonsen)	
Line Drawings.....	266-271
Tenders.....	14
Flo-Max Coupler.....	190

## G

Gaskets	
Acme.....	184
Banjo®.....	101
Gas Masks.....	167
Gauges	
NH <sub>3</sub> .....	188, 197
Volume (Nurse Tank).....	188, 197
Storage Tank.....	197
Gloves	
Chemical.....	166
NH <sub>3</sub> .....	167
Goggles.....	166-167

GPI Chemical Pumps and Meters.....	156-157
Ground Drives - Pump.....	125-133
Gruv-Lok Flow Meter Conversion.....	60
GSI InterSystems.....	15-17
Guidance Systems.....	34-42

## H

Hand Pumps - Chemical, GPI.....	156-157
Handles.....	101
Herbicide	
Hose Assemblies.....	157
Meters.....	55-60, 192, 156-157
Pumps.....	63-64, 66-82, 125-128, 136, 149-157
HCS Shank - Case IH.....	175-176
Hiniker Nitro-Lert.....	33, 61-62
Hitch Pins.....	206
Hitch	
Bull Pull.....	33
Case IH.....	205, 232
Hose	
Air Tubing.....	136
Chemical.....	134-135, 157
Chemical Assemblies.....	157
Clamps.....	135, 181
Clips.....	202
EVA.....	135, 181
Fittings - NH <sub>3</sub> .....	182-183, 186
Liquid.....	134-135, 157
NH <sub>3</sub> .....	181
Swivels.....	183
Hose Barbs	
Manifold - NH <sub>3</sub> .....	185
Polypropylene.....	97, 99-100
Stainless Steel.....	98, 193
Steel.....	160
Shur-Flo.....	137
Hose Clamps.....	135, 181
Hose Drops.....	146
Hose Menders, Poly.....	97
Hubs and Components.....	203-204
Hypro, Centrifugal Pumps.....	63

## I

Inductor - Chemical.....	115
Injector - Colter Knife.....	129-130
Injection Chemical.....	41, 149-152
In-Line Breakaway Coupling.....	190
Inserts, Bearing.....	217
InterSystems Towers (GSI).....	15-17

## J

Jacks.....	206
John Blue Products	
Chemical and Fertilizer Injection Pumps.....	125-128
Flow Dividers and Manifolds.....	186
Impellicone.....	186

# Catalog Index

Pumps.....	155
Pump Breakdown.....	127-128
Stainless Steel Pumps .....	128
Standard Pumps .....	125-128

## K

Knives - NH <sub>3</sub>	
Accessories .....	168
Applicator .....	168-169
Chisel .....	169
Cultivator.....	129
Liquid.....	129-131
Tubes.....	168-169

## L

Lever Pump - GPI .....	156
Line Drawings	
Case IH, CNH (DMI®) .....	220-246
Dalton Ag .....	247-249
Doyle.....	272-275
Flow-Max Tenders .....	266-271
Raven Coolers.....	44-60
Willmar .....	250-265
Line Strainers .....	50-55, 107-114
Liquid Application (Case IH) .....	30-32
Liquid Fertilizer Placement (Case IH).....	125-133
Lovejoy Couplings.....	63

## M

Manifolds	
John Blue Impellicone .....	186
NH <sub>3</sub> .....	186
Relief Valve - NH <sub>3</sub> .....	186
Manifold Fittings.....	92, 99-101, 105
Manifold Systems .....	115
Meters	
Chemical (Herbicide) .....	55-60, 156-157, 192
NH <sub>3</sub> .....	50-55, 192
Monitors	
Raven® .....	35-36, 42
Mounting - Coulter .....	177

## N

NH <sub>3</sub> Blockage Monitor .....	33
NH <sub>3</sub> Hose.....	181
NH <sub>3</sub> Knives.....	168-169
NH <sub>3</sub> Meters.....	55-60, 192
NH <sub>3</sub> Remote Shutdown .....	187
NH <sub>3</sub> Wagons.....	18-19, 247-249
NH <sub>3</sub> Y Casting .....	185
Nipples	
Black Iron SCH 40 .....	160

Forged Steel .....	164-165
King .....	160, 163
Polypropylene .....	98
Stainless Steel.....	162-163

### Nozzles

Air Induction .....	139, 147-148
Air Induction Turbo Twin Jet .....	139
Charts.....	139-148
Floodjet Wide Angle.....	139, 143
Hose Drop .....	146
Injector .....	131, 133
Quick Teejet Components.....	146
Quick Turbo Floodjet.....	143
StreamJet .....	139
Turbo TeeJet Induction.....	139, 140, 142
Turbo TeeJet Wide Angle Flat.....	139, 141
Turbo Twin Jet.....	139, 140
Twin Jet Flat.....	139, 141, 142
VisiFlo Flat .....	139
Nozzle Bodies.....	143
Nozzle Caps .....	143

## O-P

O-Rings - NH <sub>3</sub> Quick Coupler.....	189-190
Pipe.....	160-165
Pipe Sealant .....	185
Precision Tank .....	23
Pressure Spike Valve .....	87
Pressure Vacuum Vent .....	159
Probe - Soil.....	206
Pry bars .....	167
PTO Assemblies (Spreader).....	217
Pulleys.....	217
Pumps	
Ace.....	63
Anhydrous .....	198-201
Barrel.....	149-154
Banjo® .....	65-82
Centrifugal .....	63, 155
Chemical (Herbicide) .....	63, 125-128, 136-137, 149-157
Corken .....	198-201
DuraProducts.....	149-152
GPI.....	156-157
Hand.....	156
Hypro .....	63
John Blue.....	125-128, 155
Liquid Injection .....	125-133
Piston .....	125-128
Scienco®.....	153-154
Shur-Flo.....	136-137

## Q-R

Quick Acting Valves .....	192, 195-197
Quick Teejet Boom Components.....	146
Quick Turbo Floodjet Tips.....	143
Raven® Products	
Accu-Flow NH <sub>3</sub> .....	43-60



# Catalog Index

Accuboom .....	39
Autoboom .....	39
Cables .....	55-58
CR7 .....	36
DirecSteer .....	41
Flow Meters .....	56-60
Guidance Systems .....	34-42
GPS Receivers .....	42
Hawkeye 2 .....	38
RCM .....	37
RS1 .....	40
SC1 .....	40
Sidekick Injection .....	41
Slingshot .....	36
Valves - Control .....	55-60
Viper 4 .....	35
VSN .....	34
Rectorseal .....	186
Relief Valves .....	186
Repair Kits	
Corken .....	199-201
Jack .....	206
John Blue .....	127-128
Shur-Flo .....	137
Valves (Globe-Angle-Internal) .....	193-196
Respirators .....	167
Reversible Disc Sealers .....	173-174
Rochester Gauges .....	188
Roll Tarps .....	24, 207-213
Roller Chain .....	218
ROTA Seal .....	194

## S

Safety Chains .....	167
Safety Containers .....	189
Safety Equipment .....	166-167, 187, 189
Safety Rinse Tank .....	166, 189
Scale - Density .....	207
Scienco® Pumps .....	153, 154
Sealers .....	168, 173-174, 178-179
Sealant .....	185
Shanks .....	170-172, 175-176
Shims .....	118
Shurflo Pumps .....	136-137
Shear Check-Lock .....	190
Sight Gauge Hose .....	134
Simonsen .....	14, 266-271
SkyTrak .....	60
Slingshot .....	36
Soil Probes .....	206
Spanner Wrench .....	182
Speed Couplers .....	182
Spraying Systems Products .....	138-148
Spreaders .....	6-8
Spreader Parts .....	206, 212, 217-218, 250-254, 256-260, 272-273
Sprockets .....	217
Spring Bundles .....	171-172
Squibb Taylor .....	182-188, 190, 193-197

Squibb Taylor Turbo-Flo .....	187
Stainless Ball Valves .....	159
Stainless Fittings .....	162-163
Stainless Flanges .....	159
Stainless Flex Connectors .....	158
Stainless Gauges .....	188
Stainless Tanks .....	23
Steering Systems .....	34-37, 40-41
Strainers	
Anhydrous .....	55-60
Liquid .....	63, 107-114
Strainer Basket .....	63
Suction Pipes (Herbicide) .....	157
Swivel Adapters .....	183
Swivel Nozzle Bodies .....	146

## T

TriArc NH <sub>3</sub> Tanks .....	18
Tank Bung .....	96
Tanks	
Fiberglass .....	23
NH <sub>3</sub> .....	18
Stainless .....	23
Tank Vent .....	154
Tarps .....	24, 207-213
Teflon Tape .....	185
Teflon Sealant .....	185
Tender Parts .....	214-216, 266-271, 274-275
Terre Max	
Ball Valves .....	89-93, 102-106
Gaskets .....	101
Poly Fittings .....	96-101
Sweeps .....	92
Valve Handle .....	101
Tips - Spray .....	138-148
Toolbars .....	25-32, 220-246
Towers - GSI InterSystems .....	15-17
Tripod .....	195
Tubes - NH <sub>3</sub> .....	168-169
Tubing - Air .....	136
Tubing - EVA .....	135

## U

Unions - Steel .....	160, 162, 164
Union Valves - Poly .....	106, 157

## V

Valves	
Angle - Banjo® .....	106, 157
Angle - NH <sub>3</sub> .....	193-194, 196
Apollo .....	159
Back Check - NH <sub>3</sub> .....	197
Banjo® .....	64, 86-92, 102-106, 188
Bleed - NH <sub>3</sub> .....	186
Butterfly .....	159
Check Valve .....	89, 197

# Catalog Index

Combo - NH <sub>3</sub> .....	193-194, 196
Continental.....	183, 185, 192-193, 195
Electric - 12 Volt.....	84-88, 104
Emergency (ESV).....	187, 197
Excess Flow (NH <sub>3</sub> ).....	197
Fill (NH <sub>3</sub> ).....	193-194, 196
Fisher.....	197
Globe - NH <sub>3</sub> .....	195-196
Handles.....	101
Hydraulic.....	192
Hydrostatic.....	186
Manifold.....	84-93, 104-105, 119
Mounting Plates.....	101
NH <sub>3</sub> Shutoff.....	56-60, 183, 187, 192
Pressure Spike Valve.....	87
Relief.....	186
Repair Kits.....	193-196
Squibb-Taylor.....	186-187, 193-195
Stainless Ball.....	159
Throttle.....	202
Withdrawal - NH <sub>3</sub> .....	193-196
Vapor King Transfer Unit.....	198
Vapor Tubes.....	169
Vent - Pressure Vacuum.....	159
Vinyl Tubing.....	135, 181, 189
Viper 4.....	35
Volume Gauges - NH <sub>3</sub> .....	188, 197
VSN.....	34

## W-Z

Water Bottle.....	167
Water Containers.....	166-167, 189
Water Meters.....	83, 150, 153-154, 156
Water Tank (Safety Rinse).....	166-167, 189
Whoa Stops (Cylinder).....	202
Willmar®	
Decals.....	191, 263-265
Jacks.....	206
Spreader Parts.....	206, 212, 217-218, 250-254
Tarps.....	24, 207-213
Tender Parts.....	214-216
Wing Extensions (Case IH).....	202
Wrench - Spanner (Acme).....	182
Yetter.....	276-283

## Questions? Reach out to our team

**Rachel O'Brien**

Parts Sales | robrien@davisequip.com

**Mike Carder**

Parts Sales | mcarder@davisequip.com

**Mike Hilbrands**

Parts Sales | mhilbrands@davisequip.com

**Roger Vos**

Precision Ag Specialist | rvos@davisequip.com



## TOLL FREE PARTS AND SERVICE NUMBER

Expert help is just a free call away at:

**1-800-747-8300**

## Extended In-Season Parts Hours

We offer extended hours during your busy season.

## In-Season Emergency Parts and Service

We're here to help you out, with emergency assistance at 1-800-747-8300.